



Green Budgeting in the EU budget

Federico G. BARBUTO, Policy Officer

DG BUDG - Budget Performance and Policy Mainstreaming

The green architecture

Green budgeting in the EU budget

EU budget 2021-2027

Single Market, Innovation and Digital

149.5 (+ 11.5 from NGEU)

Cohesion, Resilience and Values

426.7 (+ 776.5 from NGEU)

Natural Resources and Environment

401 (+ 18.9 from NGEU)

Migration and Border Management

25.7

Security and Defence

14.9

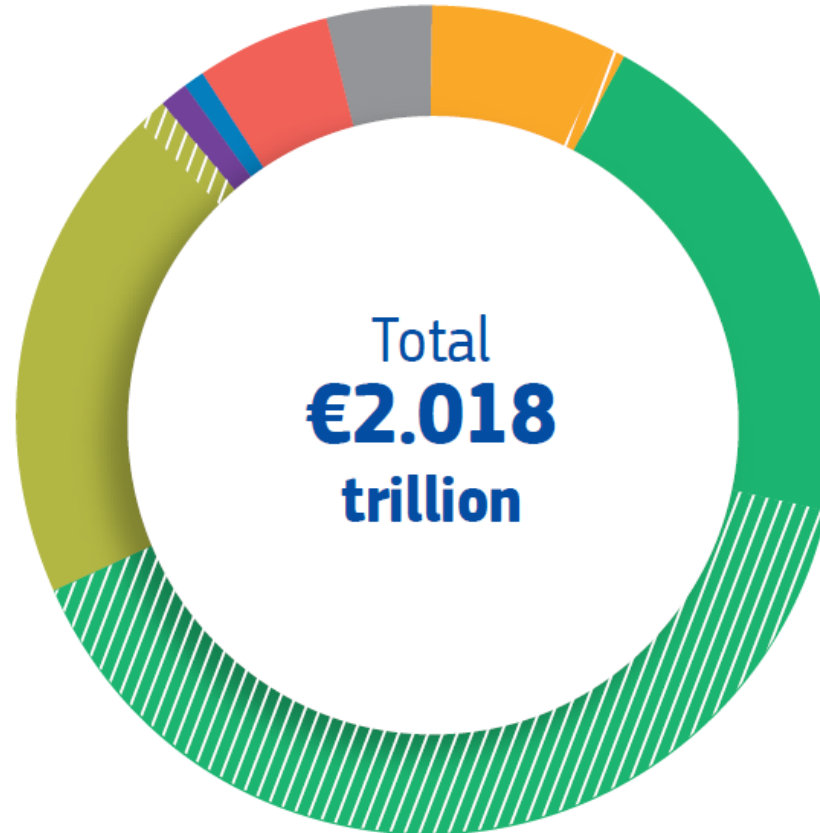
Neighbourhood and the World

110.6

European Public Administration

82.5

Total: €2.018 trillion




Green Financing



Climate



Biodiversity



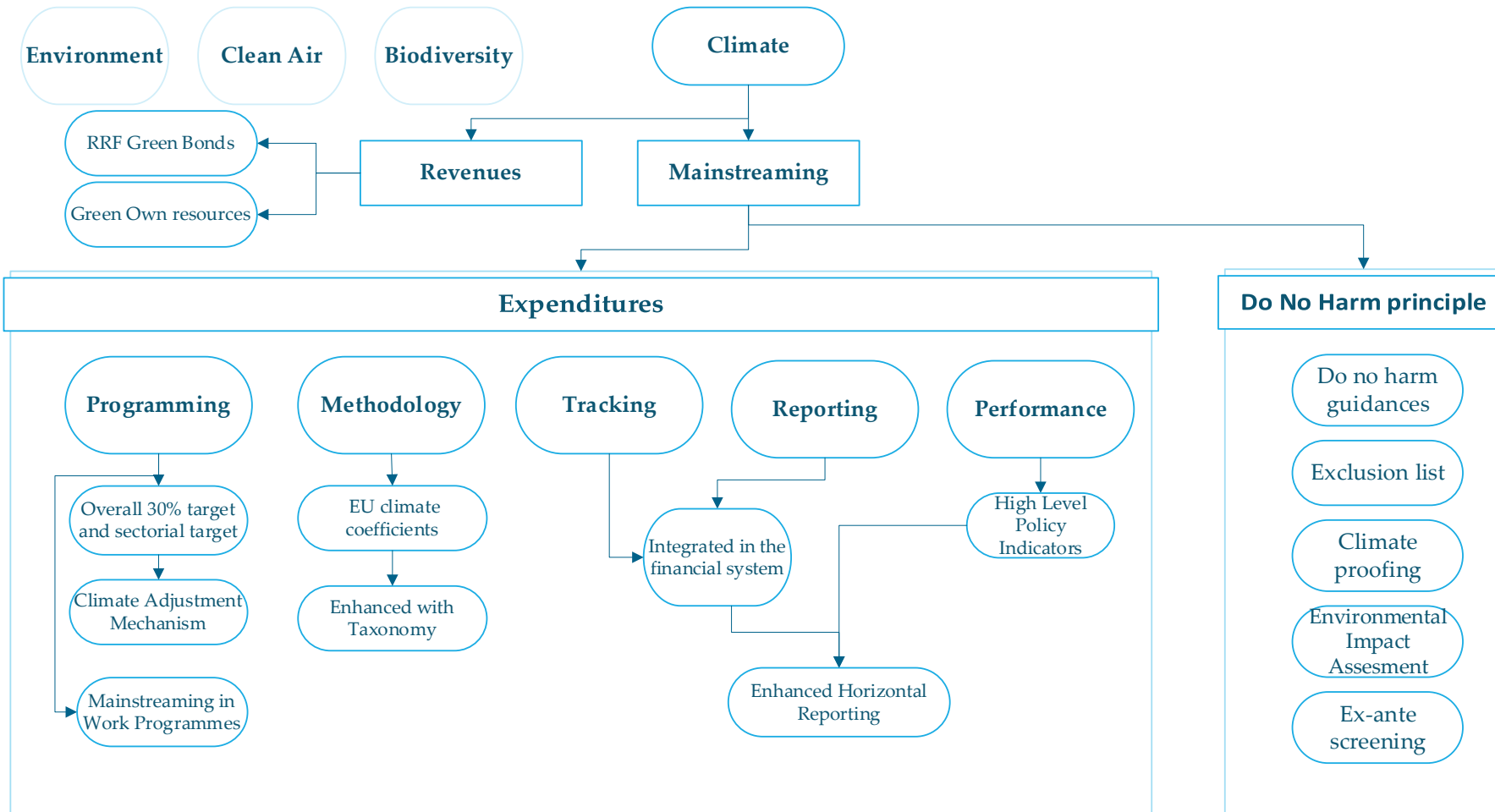
Clean Air

The Budget is a mean to ensure the **implementation of political priorities, not a “neutral” accounting exercise.**


The Commission ensures that domestic and international commitments are actively pursued through the use of expenditures and policy coordination, to assess and promote the alignment that is essential to meet environmental goals.

Climate mainstreaming architecture

Green Budgeting

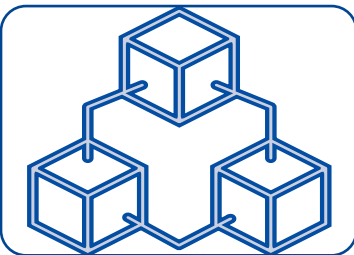


Do No Harm operationalization (examples)




Sustainability Proofing

- Application for infrastructure projects, to ensure both their contribution to mitigation and future proofing



Ex-ante screening of projects

- e.g. in R&D, to ensure that projects financed respect the DN(S)H



Environmental Impact Assessment

- It assess the significant effects of a project to make sure that its effects on environment are taken into consideration in the design of the project

Green budgeting in the EU budget

Tagging

- Lowest level of granularity possible
 - Action/grant
 - Call in the Work Programme
 - Intervention fields in Shared Management
- Embedded in the Accounting System since 2020
- Information retrievable through an ad-hoc dashboard

Posting
Posting Type: Commitment Position Level 1
Commitment Position Level 1: S2.822163.1.B2020 GLOBAL COMMITMENT MOVE/SRD.2/2019-187/92.022163
B2020-05.020103-C8-MOVE.SRD
Balance Amt.: 69 625 12 €
Allocation Type: Not Applicable

WBS
WBS:
Other
DG: MOVE DG Mobility and Transport
Policy Area: MOVE Mobility and Transport

Amounts
Currency: EUR Date: 01/01/1997 Rate: 1.000000 Spec.
Validated: 0.00 EUR ▶ 0.00 €
Entry: 69 625 12 EUR ▶ 69 625 12 €
Specific Increase
Total: 69 625 12 EUR ▶ 69 625 12 €

Program
Program: Connecting Europe Facility (CEF)

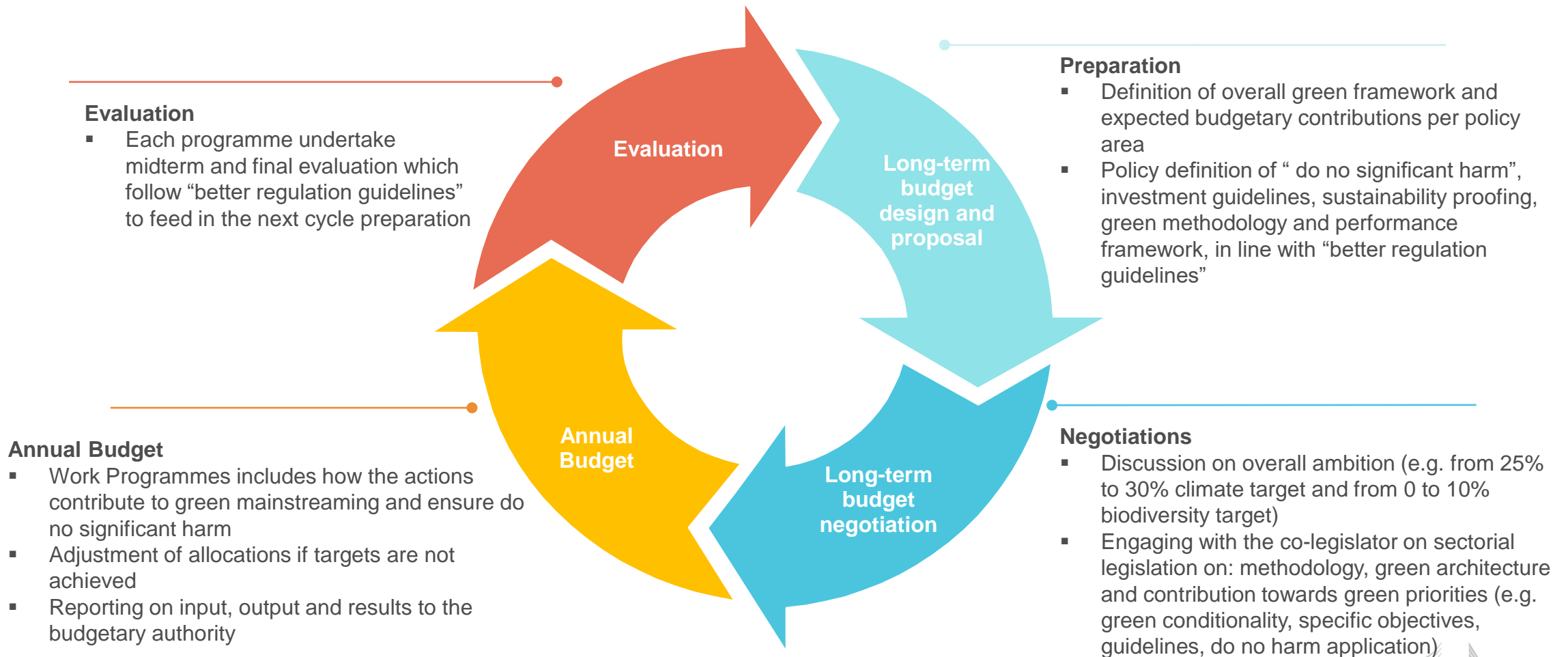
Remark:

Re-Evaluation
Date: Rate: Open Amount in €
Present: 0.00 EUR ▶ 0.00 € Future:

Central	Type	Code	Description	Mandatory
<input checked="" type="checkbox"/>	B20T	43800	IS MAINTENANCE	<input checked="" type="checkbox"/>
<input checked="" type="checkbox"/>	CLM1	1	40% CLIMATE RELATED	<input checked="" type="checkbox"/>

Negotiations and results

Green priorities In EU budget policy cycle



Green priorities in the policy and regulatory framework

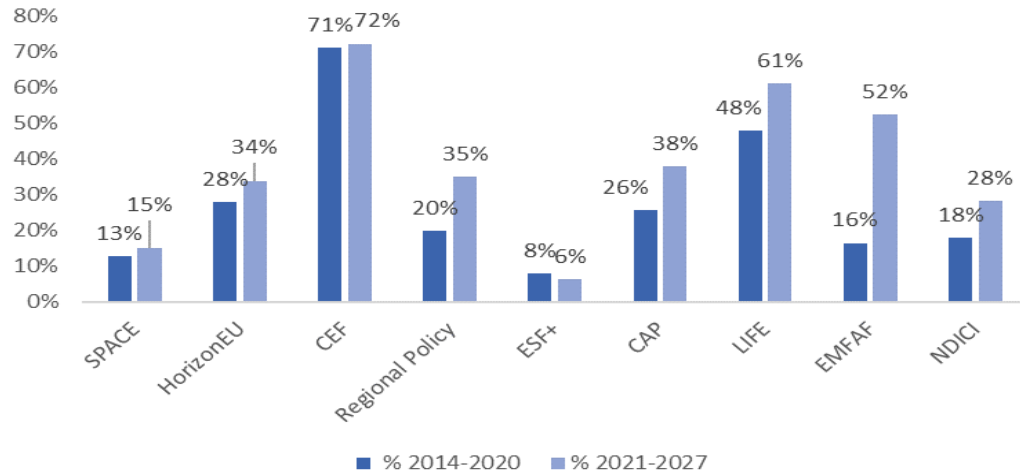
European Green Deal “do no harm”
oath

The **Inter Institutional agreement** between European Commission, the European Parliament and the Council commits to 30% climate mainstreaming target for the overall period, and 7.5% biodiversity mainstreaming expenditures in 2024 and 10% in 2026 and 2027; and the do no harm principle

The “**Better Regulation guidelines**” establish that EU actions and policies should pull together to help the EU achieve a successful and just transition towards a sustainable future, in line with the objectives of the European Green Deal.

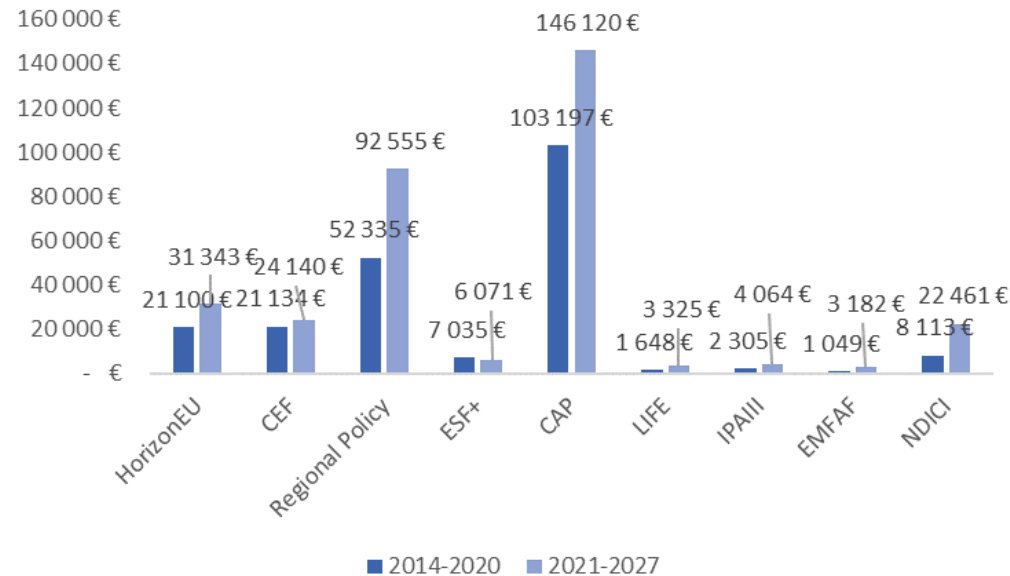
A systematic assessment is done on:
impact assessments, evaluations,
stakeholder consultations,
explanatory memorandum.

Climate mainstreaming

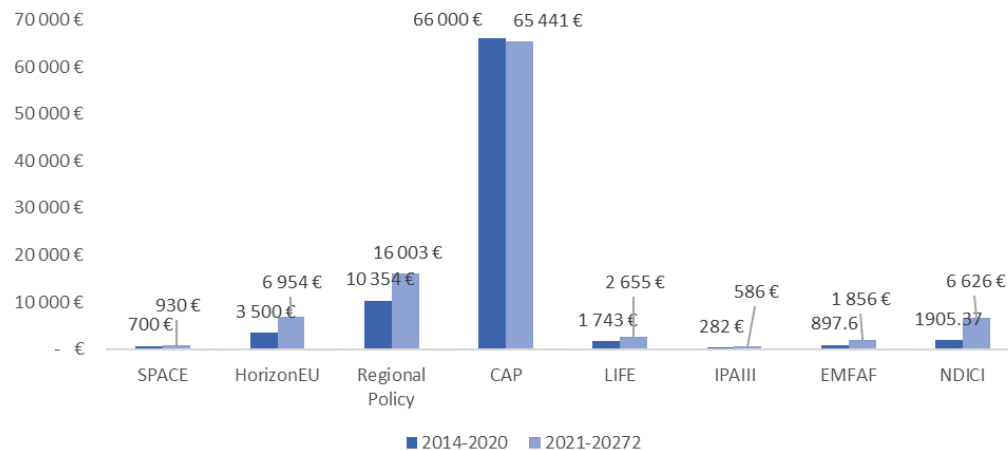
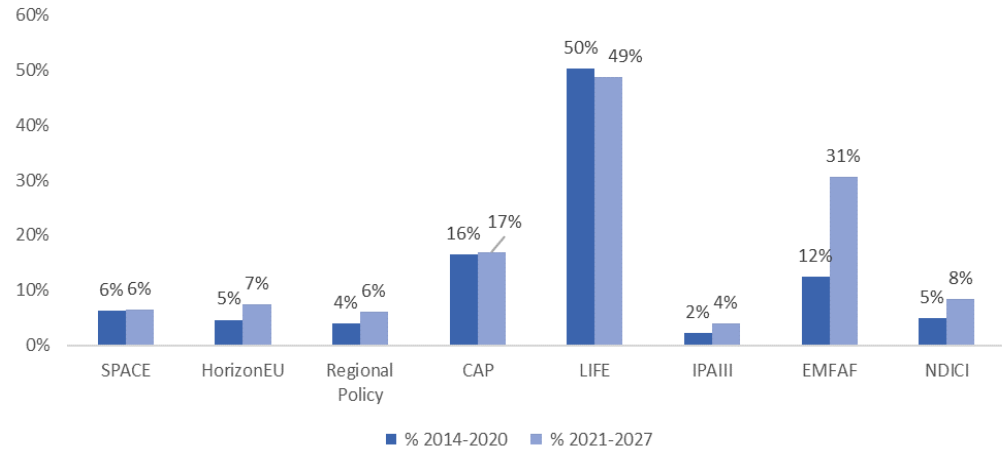


- All the major programmes are contributing to climate mainstreaming

- Compared to the past MFF we have a **significant** increase in both relative and absolute terms with almost no exception

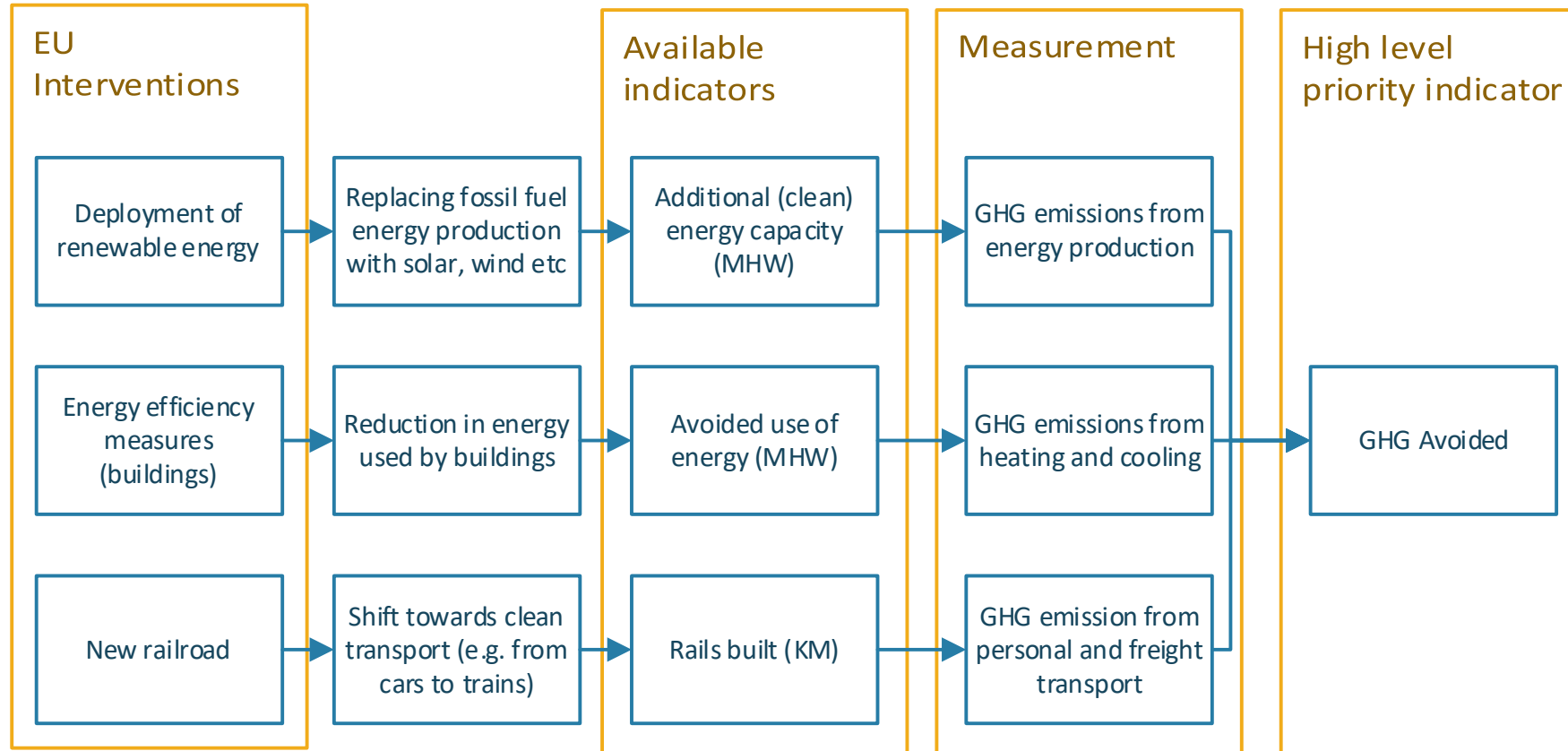


Biodiversity Mainstreaming



- All the major programmes are contributing to biodiversity mainstreaming
- Compared to the past MFF we have a **moderate** increase in both relative and absolute terms in many programmes
- More can be done in shared management to increase the biodiversity focus of the national programmes (i.e. CAP, Cohesion)

High level priority indicators



Thank you



© European Union 2020

Unless otherwise noted the reuse of this presentation is authorised under the [CC BY 4.0](https://creativecommons.org/licenses/by/4.0/) license. For any use or reproduction of elements that are not owned by the EU, permission may need to be sought directly from the respective right holders.

Slide xx: **element concerned**, source: e.g. [Fotolia.com](https://www.fotolia.com/); Slide xx: **element concerned**, source: e.g. [iStock.com](https://www.istock.com/)

