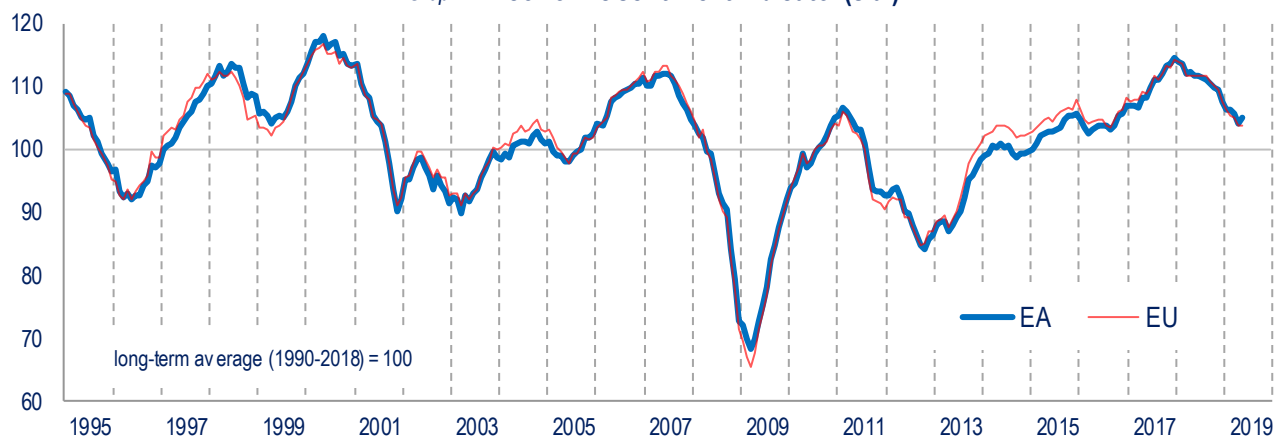




BUSINESS AND CONSUMER SURVEY RESULTS

Graph 1: Economic sentiment indicator (s.a.)



source: European Commission services

May 2019: Economic Sentiment up in the euro area, broadly stable in the EU

In May 2019, the *Economic Sentiment Indicator* (ESI) increased in the euro area (by 1.2 points to 105.1) and remained broadly stable in the EU (+0.2 points to 103.8).¹

Euro area developments

The improvement of euro-area sentiment resulted from higher confidence in industry and, to a lesser extent, in services and among consumers, while confidence remained virtually flat in retail trade and cooled down significantly in construction. Amongst the largest euro-area economies, the ESI increased sharply in France (+4.0), markedly also in Italy (+1.7) and Spain (+1.3) and mildly in Germany (+0.4). Sentiment eased only in the Netherlands (-1.3).

Industry confidence booked the first solid improvement (+1.4) in thirteen months, thanks to the sharpest increase in managers' *production expectations* in 6 ½ years, as well as more favourable assessments of *the stocks of finished products*. The *current level of overall order books*, on the other hand, was assessed more negatively. The positive development of the confidence indicator contrasted with managers' assessments of *past production* and *export order books* (not included in the confidence indicator) which deteriorated significantly and, in the case of *export order books*, by the highest margin in 6 ½ years. **Services confidence** improved slightly (+0.4), reflecting somewhat better assessments of *past* and *expected demand*, while managers' views on the *past business situation* remained virtually unchanged. **Consumer confidence** firmed (+0.8), propelled by households' brighter *expectations about the general economic situation*, as well as more upbeat views on their *past* and *future financial situation*, which, however, failed to significantly alter their *intentions to make major purchases*. **Retail trade confidence** was broadly stable (-0.1), as improved appraisals of the *present business situation* were counterbalanced by lower assessments of the *expected business situation* and the adequacy of the *volume of stocks*. **Construction confidence** took the strongest hit in some three years (-2.4), as managers' assessments of the *level of order books* and, particularly, their *employment expectations* clouded over. Finally, **financial services confidence** (not included in the ESI) increased (+2.9) on the back of more positive views on *past demand* and the *past business situation*, which were only partially outweighed by grimmer *demand expectations*.

Employment plans deteriorated in industry, services and, particularly, construction, while they remained unchanged in retail trade. **Selling price expectations** eased in services, retail trade and construction, while they were broadly flat in industry. Consumer price expectations, by contrast, increased.

EU developments

The significantly more muted development of the ESI in the EU (+0.2) was mostly due to a strong deterioration in the largest non-euro area EU economy, the UK (-4.8). Sentiment in Poland was flat (0.0). From a sectoral perspective, EU developments differed significantly from the euro area in so far as industry and construction confidence remained broadly flat and services confidence slipped. Decreasing employment expectations and increasing selling price expectations in retail trade, as well as flat selling price expectations in construction constituted the only other major divergences from the euro area.

¹ Business confidence indices for France were revised compared to the April press release; the net effect is a downward revision of the ESI for April of 0.1 points in the euro area (to 103.9) and the EU (to 103.6).

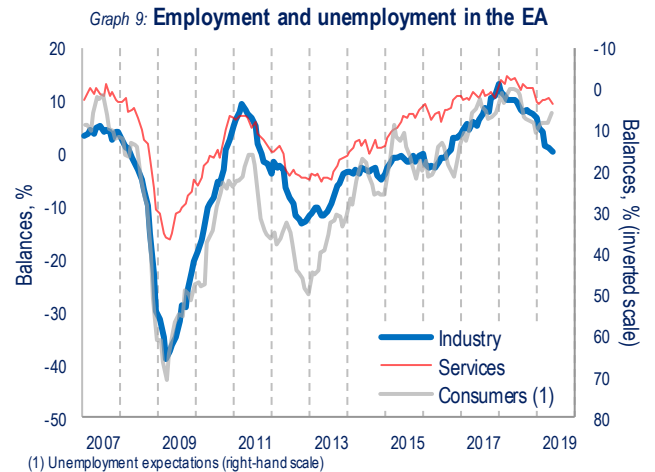
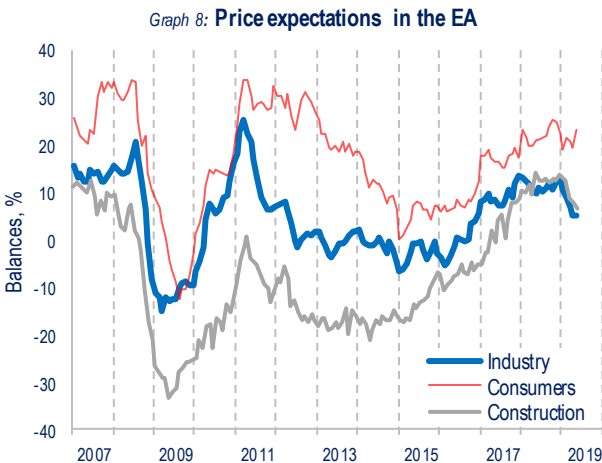
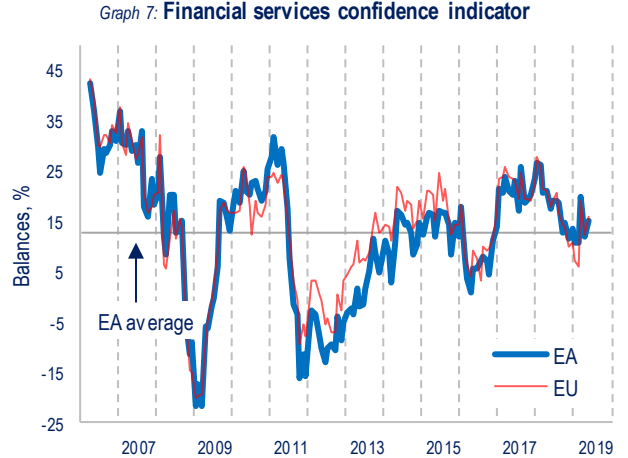
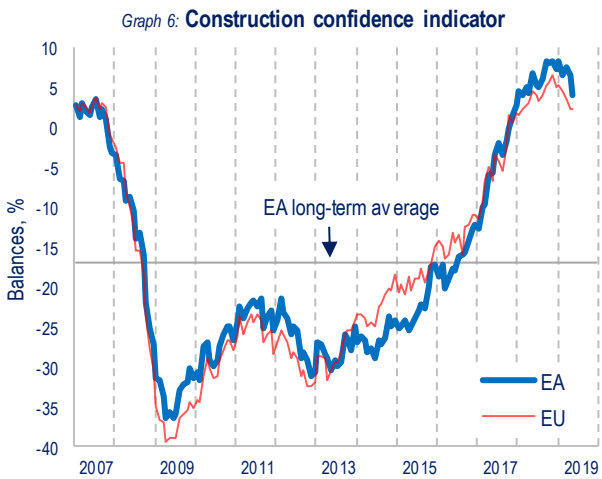
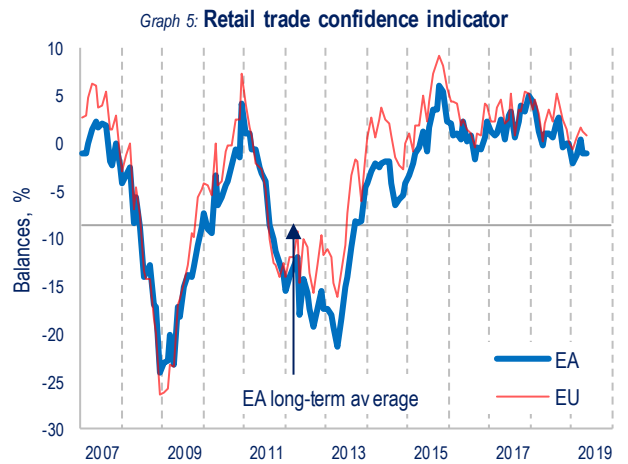
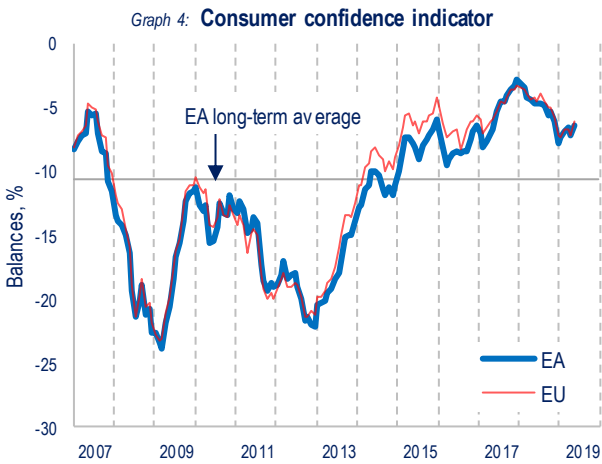
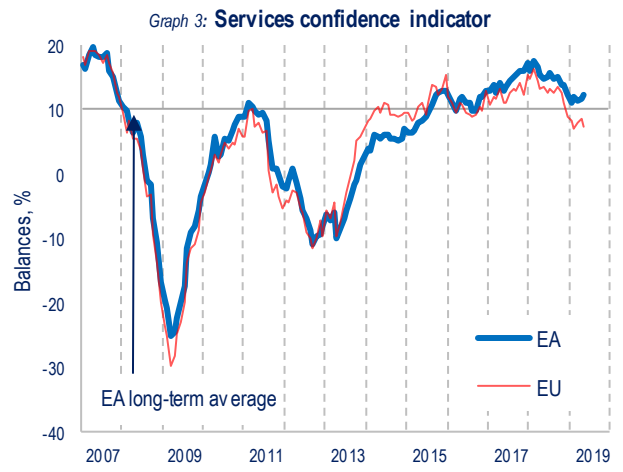
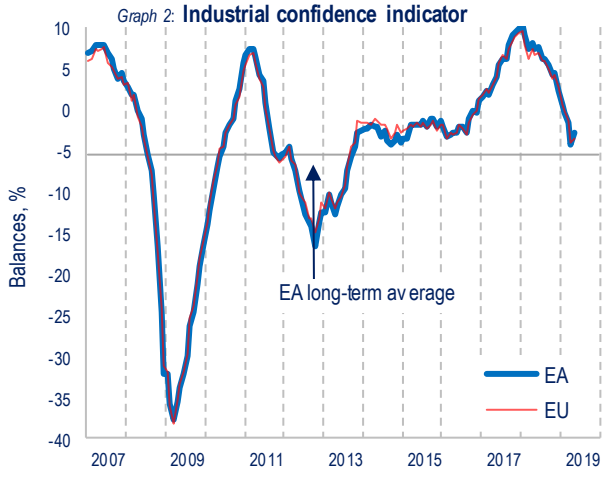


TABLE 1*: Indicators of confidence and economic sentiment (s.a.)

	Since 1990 (*)						2018						2019				
	Min.		Ave.	Max.		Jun	Jul	Aug	Sep	Oct	Nov	Dec	Jan	Feb	Mar	Apr	May
	Date	Value		Date	Value												
EU																	
1. Industry	03-09	-38.1	-5.7	01-18	9.5	7.0	6.0	5.9	4.9	3.8	4.2	2.8	0.7	-0.2	-1.4	-3.9	-3.6
2. Services	03-09	-29.9	9.6	06-98	33.8	12.7	13.4	12.7	13.5	12.6	11.2	8.9	8.4	7.2	8.1	8.7	7.5
3. Consumer ^(a)	02-09	-23.3	-10.0	05-00	-1.3	-4.6	-4.0	-4.5	-5.1	-5.0	-5.8	-7.2	-7.4	-6.8	-6.8	-7.3	-6.2
4. Retail trade	12-08	-26.6	-6.0	10-15	9.2	3.5	2.3	5.2	4.4	2.5	1.3	0.2	-0.7	0.5	1.6	1.1	0.8
5. Construction	06-93	-44.1	-17.6	11-18	6.6	4.0	3.3	4.2	5.3	5.7	6.6	5.1	5.4	4.5	3.7	2.4	2.3
= 6. ESI	03-09	65.2	100.0	05-00	116.8	111.7	111.5	111.5	110.7	110.1	109.3	107.5	106.1	105.3	105.1	103.6	103.8
7. Financial services ^(a)	01-09	-20.0	14.3	04-06	43.3	19.0	20.6	16.9	14.2	14.0	10.1	10.9	7.4	5.9	19.2	12.2	15.9
EA																	
1. Industry	03-09	-37.7	-5.5	01-18	10.2	7.7	6.2	6.1	5.5	4.2	4.4	2.3	0.6	-0.4	-1.6	-4.3	-2.9
2. Services	03-09	-25.2	10.2	06-98	35.3	15.1	15.8	14.8	15.2	14.0	14.0	12.2	11.0	12.1	11.5	11.8	12.2
3. Consumer ^(a)	03-09	-23.9	-10.7	05-00	-1.4	-4.8	-4.7	-4.9	-5.6	-5.3	-6.1	-7.8	-7.4	-6.9	-6.6	-7.3	-6.5
4. Retail trade	02-93	-28.4	-8.6	10-15	5.9	1.0	0.6	2.2	2.7	-0.5	-0.2	-0.1	-2.1	-1.3	0.3	-1.1	-1.2
5. Construction	09-93	-45.3	-16.8	01-19	8.4	5.4	5.2	6.2	8.3	8.0	8.3	7.3	8.4	6.6	7.5	6.5	4.1
= 6. ESI	03-09	68.3	100.0	05-00	118.1	111.8	111.2	111.0	110.4	109.7	109.4	107.4	106.3	106.2	105.6	103.9	105.1
7. Financial services ^(a)	01-09	-21.8	12.6	04-06	42.6	18.9	19.1	18.6	12.6	14.9	11.5	13.7	10.6	10.6	19.8	12.1	15.0
BE																	
1. Industry	03-09	-33.8	-8.8	06-07	6.9	-1.6	-2.3	0.8	1.6	-2.1	-2.1	-5.1	-2.1	-2.4	-2.7	-7.1	-6.6
2. Services	04-09	-42.9	12.1	08-07	32.2	17.1	8.7	13.4	15.0	12.6	13.5	12.3	5.9	12.9	10.3	7.5	5.1
3. Consumer	12-93	-20.3	-7.5	11-00	5.4	-7.1	-6.1	-7.3	-6.2	-5.0	-6.8	-10.2	-11.2	-11.1	-9.3	-8.8	-8.4
4. Retail trade	01-09	-27.9	-4.7	10-10	13.7	-9.7	-14.9	-6.4	-5.7	-17.5	-10.0	-5.9	-9.9	-15.6	-15.4	-15.7	-15.6
5. Construction	11-95	-35.1	-9.9	02-90	9.7	0.0	2.0	1.6	1.9	3.3	1.7	-0.6	-1.6	-1.0	-1.5	-3.5	-1.6
= 6. ESI	03-09	67.1	100.0	06-07	118.1	105.8	102.9	106.4	108.0	105.1	104.8	101.6	100.1	102.1	102.2	99.6	98.4
BG																	
1. Industry	06-93	-32.1	-5.1	01-08	12.3	0.7	-0.3	0.0	-0.3	0.8	-0.3	1.4	2.4	-0.8	-3.5	-1.3	-0.2
2. Services	06-10	-13.6	10.7	03-07	33.4	18.6	16.6	21.8	18.4	14.1	16.6	14.7	13.0	14.8	12.7	15.6	10.4
3. Consumer	10-12	-38.6	-25.2	07-01	-8.0	-17.4	-19.9	-18.4	-19.0	-22.8	-27.2	-24.5	-26.0	-26.6	-25.4	-26.2	-25.5
4. Retail trade	07-09	-14.8	14.7	08-94	31.8	17.9	18.8	15.2	15.8	18.0	19.0	21.6	19.5	16.8	18.4	19.4	16.9
5. Construction	10-09	-56.0	-23.8	11-07	23.9	-10.1	-10.3	-9.0	-9.6	-8.1	-6.2	-6.8	-7.6	-6.9	-8.4	-10.0	-10.4
= 6. ESI	05-93	69.2	100.0	02-07	121.1	109.4	107.0	109.7	108.0	105.9	104.8	106.0	105.4	104.0	102.1	104.2	103.1
CZ																	
1. Industry	02-09	-35.6	2.2	06-00	29.8	3.8	0.0	0.0	1.3	2.2	2.2	1.0	0.1	-0.3	-0.5	-2.2	-2.9
2. Services	09-09	6.4	33.9	02-07	52.6	37.3	37.5	38.1	39.0	37.8	40.6	38.5	36.8	39.4	38.2	37.8	33.5
3. Consumer	02-98	-33.1	-11.5	03-18	7.2	5.7	5.4	3.4	4.9	3.6	1.2	4.5	3.4	3.7	1.7	0.6	0.1
4. Retail trade	02-99	-1.3	15.4	11-07	29.5	23.1	20.7	18.4	23.0	20.2	22.3	23.4	19.7	17.5	15.9	14.8	15.5
5. Construction	02-99	-54.9	-19.8	01-19	5.4	-5.4	-4.9	-3.2	-2.7	-1.4	0.9	2.9	5.4	0.8	5.2	3.2	3.9
= 6. ESI	03-99	73.8	100.0	02-07	116.7	109.1	107.5	107.1	108.9	108.1	109.0	108.8	107.5	108.2	107.2	106.2	104.1
DK																	
1. Industry	02-09	-34.5	-1.3	09-94	16.7	0.2	3.3	3.9	-1.2	-1.1	0.6	-4.2	-3.5	-4.7	-4.4	-5.6	-3.2
2. Services	02-13	-10.1	6.5	05-10	28.6	9.5	10.4	10.9	10.3	8.9	10.1	11.0	7.1	3.6	8.6	9.7	8.3
3. Consumer	10-08	-6.4	3.6	04-04	11.5	8.0	7.8	5.3	7.5	5.4	5.6	4.7	3.9	3.1	4.0	3.1	6.0
4. Retail trade	11-11	-11.4	6.6	04-15	17.0	10.7	7.8	4.7	12.0	6.9	2.1	10.1	5.6	12.7	11.3	7.8	12.4
5. Construction	10-09	-50.0	-9.4	11-06	24.2	-1.8	-0.1	-0.9	-0.5	-1.5	0.6	-1.6	-1.3	-3.0	-3.7	-4.5	-4.5
= 6. ESI	03-09	67.5	100.0	05-10	118.6	106.7	108.9	107.6	106.1	103.5	103.1	103.8	97.2	101.5	100.6	102.8	
DE																	
1. Industry	03-09	-42.2	-6.6	02-11	16.4	12.2	10.3	10.8	10.0	7.8	7.3	4.2	3.1	1.6	-1.5	-5.3	-5.4
2. Services	12-02	-19.9	18.3	03-99	50.1	16.5	23.7	22.2	22.3	20.7	23.0	20.8	18.9	20.9	18.7	20.8	21.1
3. Consumer ^(a)	12-02	-24.9	-8.9	02-11	3.6	0.4	-0.6	0.7	1.2	0.9	0.8	-0.4	-0.4	-0.2	-0.1	-0.7	-1.4
4. Retail trade	12-02	-41.2	-14.9	12-90	22.3	-5.9	-6.6	-4.6	-2.2	-5.4	-5.0	-5.5	-8.8	-6.4	-3.3	-6.5	-4.3
5. Construction	12-02	-55.7	-23.6	11-18	22.6	15.0	19.0	17.6	18.0	21.7	22.6	20.9	19.8	18.9	18.4	18.2	17.5
= 6. ESI	03-09	73.1	100.0	09-90	117.5	111.6	112.1	112.4	112.1	111.0	111.4	109.3	108.5	108.4	106.6	105.1	105.5
EE																	
1. Industry	03-09	-39.1	2.8	12-06	28.5	6.1	6.3	5.0	6.9	4.2	8.1	6.1	3.5	0.5	-0.1	-2.7	-4.4
2. Services	02-09	-50.3	9.6	01-06	38.3	8.3	14.5	9.5	6.8	7.9	10.3	7.4	2.7	6.8	6.7	9.0	11.1
3. Consumer	10-92	-47.6	-10.4	02-07	13.5	-1.1	0.3	0.2	0.6	-1.0	-2.8	-1.0	-0.7	0.6	0.8	-1.7	1.2
4. Retail trade	06-09	-45.6	8.4	04-07	35.6	7.6	8.1	10.8	14.3	5.9	11.0	13.8	6.4	5.1	11.2	15.6	16.7
5. Construction	04-09	-76.0	-1.1	05-06	48.8	11.5	12.3	9.5	12.5	16.4	10.6	7.9	5.5	6.4	3.9	-1.0	-4.3
= 6. ESI	03-09	65.6	100.0	09-06	118.9	104.1	105.7	104.1	104.5	103.5	104.8	103.6	101.6	101.6	101.7	100.9	101.5
IE																	
1. Industry	04-09	-25.6	11.9	11-99	33.7	24.8	14.9	18.4	21.9	26.3	26.1	29.2	14.9	19.4	19.5	17.1	19.8
2. Services	02-09	-30.9	25.1	05-16	56.0	42.9	39.8	38.6	44.1	46.6	41.6	35.8	32.4	37.2	30.0	36.5	30.3
3. Consumer	05-09	-35.5	-3.4	01-00	15.5	9.2	10.4	8.4	9.7	6.4	6.5	4.6	0.8	-1.3	-1.5	-2.0	3.2
4. Retail trade	05-09	-38.7	7.0	06-00	37.7	18.2	19.9	18.8	22.9	10.7	18.8	8.3	12.4	14.5	8.6	20.4	16.3
5. Construction	04-08	-69.5	2.5	06-97	56.9	22.7	34.2	36.5	35.9	34.6	37.7	41.0	37.5	36.1	24.2	36.8	31.8
= 6. ESI	02-09	63.5	100.0	12-99	120.9	113.0	107.4	110.0	112.0	114.0	113.2	114.4	105.4	107.4	106.3	106.3	106.8
EL																	
1. Industry	03-09	-36.6	-4.4	03-00	13.3	-1.6	5.4	6.3	0.3	-3.4	-3.2	-5.0	-4.6	-1.2	-2.3	-0.9	-0.2
2. Services	10-12	-46.0	8.5	08-00	58.7												

TABLE 1* (continued): Indicators of confidence and economic sentiment (s.a.)

		Since 1990 (*)			2018								2019					
		Min.		Ave.	Max.		Jun	Jul	Aug	Sep	Oct	Nov	Dec	Jan	Feb	Mar	Apr	May
		Date	Value		Date	Value												
IT	1. Industry	03-09	-34.4	-4.2	02-95	14.2	1.8	1.8	0.7	0.9	-0.2	-0.8	-1.5	-3.0	-3.6	-4.7	-5.0	-3.6
	2. Services	09-12	-24.3	4.2	04-00	33.1	11.9	9.0	9.1	9.5	8.7	7.3	4.2	3.3	1.4	3.5	1.6	1.6
	3. Consumer	12-12	-32.0	-13.6	07-01	-1.4	-9.4	-8.8	-9.5	-9.9	-9.5	-10.7	-10.2	-10.5	-11.8	-13.1	-13.4	-12.1
	4. Retail trade	04-99	-65.4	-10.7	10-15	17.4	7.2	4.8	7.2	7.1	2.6	2.6	5.3	5.6	6.6	7.1	4.5	5.8
	5. Construction	09-93	-75.4	-22.0	04-90	13.4	-12.7	-9.9	-8.8	-11.1	-9.3	-12.4	-10.7	-6.9	-9.5	-6.9	-7.2	-4.7
	= 6. ESI	03-09	73.6	100.0	05-00	122.6	108.1	108.0	107.4	107.0	106.2	105.0	104.1	102.8	101.2	101.0	100.0	101.7
CY	1. Industry	04-13	-37.4	-2.4	04-08	19.9	-3.0	0.7	3.4	10.8	10.4	5.3	11.9	4.7	-1.0	2.7	4.9	3.3
	2. Services	04-13	-59.0	5.0	01-18	45.3	16.3	25.1	23.4	31.6	25.5	34.9	44.3	32.6	35.8	27.5	34.4	30.8
	3. Consumer	04-13	-59.4	-19.6	02-18	3.8	-0.4	-8.5	-3.4	-2.6	-2.4	-5.8	-5.9	-3.8	-7.0	-7.6	-7.3	-8.8
	4. Retail trade	04-13	-48.9	-6.9	05-07	20.6	5.8	4.6	9.6	0.4	2.5	5.2	1.5	0.8	-0.3	0.4	1.0	0.2
	5. Construction	04-13	-72.7	-24.1	12-03	36.5	-14.5	-10.8	-10.9	-11.1	-7.7	-13.3	-11.3	-10.6	-11.0	-9.1	-9.6	1.1
	= 6. ESI	04-13	68.6	100.0	08-07	115.4	105.9	107.5	108.1	113.0	111.5	110.9	115.3	111.4	107.8	109.2	110.8	109.0
LV	1. Industry	04-93	-44.0	-7.1	02-07	11.8	0.8	1.5	2.4	0.9	1.1	2.4	2.1	1.7	0.9	-0.3	-2.6	-2.0
	2. Services	03-09	-43.9	4.5	12-06	20.9	4.0	3.1	4.0	5.8	5.3	5.5	7.6	6.7	5.5	8.2	6.7	4.7
	3. Consumer	06-09	-47.5	-6.5	09-06	15.4	-6.9	-7.2	-4.3	-4.2	-4.3	-5.9	-3.4	-4.6	-6.6	-3.4	-2.5	-3.6
	4. Retail trade	02-09	-35.2	6.4	04-07	22.8	8.8	9.1	6.7	6.1	6.6	6.1	9.0	5.1	4.4	4.0	6.8	3.9
	5. Construction	07-09	-79.4	-23.7	01-07	19.2	-0.5	-1.1	-0.6	0.7	0.0	-0.8	0.6	-1.0	-2.1	1.8	-0.5	-2.6
	= 6. ESI	04-93	66.0	100.0	02-07	116.3	104.0	104.0	105.1	105.1	104.9	105.2	106.2	105.6	104.3	105.1	104.1	103.5
LT	1. Industry	04-09	-41.4	-10.4	08-07	9.8	1.6	1.1	-0.8	-2.3	-1.1	-2.7	-0.6	-3.3	-2.4	-3.6	-2.8	-2.1
	2. Services	03-09	-47.2	9.4	07-06	34.3	30.5	29.1	29.5	30.4	30.3	29.6	33.4	32.5	22.9	24.5	26.4	24.1
	3. Consumer	11-09	-37.3	-6.9	03-07	12.9	-0.4	1.9	1.8	3.0	1.0	2.4	-0.3	2.6	5.2	5.0	5.2	6.3
	4. Retail trade	04-09	-57.8	-0.4	01-07	41.7	6.9	9.3	9.9	11.2	12.7	12.5	8.8	6.9	6.1	6.3	6.6	6.0
	5. Construction	05-09	-92.9	-31.6	01-07	13.4	-11.2	-9.0	-13.2	-12.4	-10.7	-13.2	-12.0	-10.8	-8.7	-13.4	-12.4	-11.7
	= 6. ESI	04-09	66.9	100.0	07-06	118.1	113.3	113.5	112.6	112.5	112.6	112.1	113.0	112.4	111.2	110.8	111.7	111.7
LU	1. Industry	03-09	-53.9	-15.0	04-95	24.1	-6.3	-4.0	-11.1	-7.8	-4.6	-4.4	-11.2	-7.7	-12.2	-12.8	-19.7	-19.3
	2. Services	:	:	:	:	:	:	:	:	:	:	:	:	:	:	:	:	:
	3. Consumer	12-08	-21.7	-6.8	02-02	4.0	-3.1	0.3	-1.3	-1.9	-2.0	0.1	-0.5	-0.3	-0.7	0.9	1.2	0.3
	4. Retail trade	:	:	:	:	:	:	:	:	:	:	:	:	:	:	:	:	:
	5. Construction	03-94	-70.9	-17.6	09-17	40.8	16.1	16.2	16.8	17.8	15.0	14.0	17.2	14.3	12.0	11.4	13.2	21.0
	= 6. ESI	12-08	74.7	100.0	04-95	123.5	108.3	111.0	106.4	108.0	109.1	110.1	106.0	107.8	106.7	106.7	104.7	105.1
HU	1. Industry	03-09	-34.7	-1.8	07-18	17.1	15.4	17.1	12.6	7.8	12.1	12.5	16.0	13.4	12.9	11.2	5.1	7.3
	2. Services	03-09	-44.2	-4.3	04-18	17.9	13.2	17.7	11.8	9.6	12.4	13.6	11.4	12.2	7.7	9.0	9.3	9.6
	3. Consumer	06-95	-60.9	-25.5	08-02	7.0	1.4	-0.6	-4.3	-3.4	-4.1	-5.9	-5.2	-6.2	-4.4	-4.4	-4.8	-5.0
	4. Retail trade	03-09	-41.1	-5.7	01-14	14.1	10.4	8.5	11.6	14.0	12.1	10.4	8.5	9.1	7.6	11.1	7.2	9.1
	5. Construction	04-09	-56.0	-14.3	11-18	33.3	29.0	30.6	32.0	25.9	29.4	33.3	31.2	25.8	29.7	26.3	21.1	21.2
	= 6. ESI	03-09	71.5	100.0	07-18	121.9	120.4	121.9	117.6	114.1	117.6	117.2	118.7	118.1	118.1	117.3	113.4	114.6
MT	1. Industry	03-09	-31.6	-3.1	03-08	18.8	10.7	15.3	12.8	5.0	-8.8	6.7	-0.5	-4.7	1.1	-2.5	-22.4	-9.6
	2. Services	03-09	-22.0	23.1	05-07	65.2	30.2	31.6	36.1	42.2	30.7	36.2	37.9	24.5	40.4	22.4	20.8	10.1
	3. Consumer	06-12	-35.4	-12.0	02-18	17.8	8.7	10.9	6.7	9.5	7.3	9.3	7.5	4.2	6.4	-0.6	3.2	6.6
	4. Retail trade	06-12	-19.6	2.7	03-19	28.6	-0.3	12.3	11.1	17.1	-0.5	15.3	-12.2	-1.3	4.8	28.6	5.7	-10.8
	5. Construction	03-09	-53.4	-13.9	05-18	37.9	25.3	29.1	21.5	11.8	3.1	2.8	16.5	32.5	37.6	32.3	21.7	10.5
	= 6. ESI	03-09	71.4	100.0	12-17	120.7	111.4	115.9	113.9	113.9	101.9	111.7	107.9	101.9	109.9	101.8	91.8	95.9
NL	1. Industry	02-09	-25.4	-2.1	02-18	8.1	5.5	4.3	4.7	4.0	3.5	4.1	4.5	3.0	3.4	3.2	3.4	2.2
	2. Services	03-09	-41.6	6.9	04-07	46.5	15.9	16.3	14.1	15.3	14.2	12.6	12.7	9.7	11.2	13.0	10.8	11.2
	3. Consumer	02-13	-27.2	-4.2	04-00	9.6	2.5	4.0	2.0	2.0	-0.8	-1.8	-3.8	-8.1	-6.3	-8.3	-7.9	-7.8
	4. Retail trade	06-09	-16.9	10.7	10-99	33.3	6.5	6.1	6.7	9.7	10.4	5.7	9.6	7.1	8.6	8.9	6.4	7.0
	5. Construction	12-12	-47.7	-3.2	12-17	41.8	31.4	34.0	32.5	35.1	34.1	29.5	29.8	29.7	28.5	28.4	29.6	23.4
	= 6. ESI	02-09	66.2	100.0	02-07	117.7	109.3	109.8	108.7	109.3	107.9	107.6	107.6	103.5	106.5	105.2	105.6	104.3
AT	1. Industry	03-09	-37.8	-4.3	02-07	15.2	9.5	6.4	8.4	7.5	5.6	7.0	1.7	-0.4	-1.3	-5.6	-4.1	-2.8
	2. Services	04-09	-24.9	15.3	06-98	33.4	27.4	24.7	25.2	27.9	30.5	20.9	20.4	20.5	19.8	20.6	18.7	16.1
	3. Consumer	01-09	-23.1	-8.9	12-17	4.0	-0.2	0.2	0.2	0.8	-0.1	0.1	-0.6	-1.8	-1.6	-1.4	-3.4	0.0
	4. Retail trade	03-09	-26.4	-7.6	05-10	13.2	-8.1	-14.5	-12.6	-9.8	-12.4	-13.3	-8.8	-12.6	-8.8	-8.0	-10.1	-13.7
	5. Construction	04-96	-56.4	-14.6	09-18	19.6	8.1	17.6	15.4	19.6	15.2	15.9	16.8	10.4	13.5	13.5	12.9	14.4
	= 6. ESI	04-09	68.8	100.0	12-17	120.0	114.0	112.2	113.5	113.6	113.5	111.1	108.7	106.5	106.8	105.3	104.9	105.7
PL	1. Industry	03-09	-29.1	-13.2	06-07	-0.5	-3.1	-2.9	-4.1	-5.8	-6.0	-3.9	-3.8	-7.2	-7.1	-7.3	-8.4	-8.0
	2. Services	03-09	-12.0	3.5	07-07	22.7	6.5	6.4	6.1	5.4	4.5	5.4	5.0	1.9	1.8	1.9	-0.2	0.0
	3. Consumer	09-01	-26.6	-8.2	03-19	6.4	5.4	5.6	2.9	4.0	3.0	3.7	1.8	2.2	5.9	6.4	2.2	2.6
	4. Retail trade	03-03	-16.8	-2.1	12-07	11.9	5.7	5.8	4.9	6.4	4.5	6.7	7.6	2.8	2.4	3.0	0.9	1.9
	5. Construction	02-02	-67.9	-30.8	02-08	-0.7	-7.3	-8.4	-8.7	-8.3	-8.4	-7.3	-6.4	-6.5	-7.1	-7.8	-8.6	-10.2
	= 6. ESI	09-01	76.6	100.0	05-96	124.8	108.8	109.1	107.3	106.1	105.2	107.3	106.6	103.0	104.4	104.8	101.1	101.1
PT	1. Industry	04-09	-33.4	-5.8	03-98	8.4	0.9	0.6	1.5	-1.1	-0.9	-0.3	-0.5	-2.3	-1.4	-2.8	-4.9	-4.1
	2. Services	10-12	-31.5	1.7	06-01	24.6	18.2	17.5	15.1	16.8	10.4	12.5	16.3	18.6				

TABLE 1* (continued): Indicators of confidence and economic sentiment (s.a.)

	Since 1990 (*)					2018							2019				
	Min.		Ave.	Max.		Jun	Jul	Aug	Sep	Oct	Nov	Dec	Jan	Feb	Mar	Apr	May
	Date	Value		Date	Value												
SK																	
1. Industry	04-09	-31.8	2.9	05-96	25.8	1.2	1.4	0.1	2.6	-0.3	1.5	2.2	-1.9	4.3	-6.0	-15.2	-4.1
2. Services	05-09	-24.0	22.1	03-02	62.6	5.4	2.4	-5.1	-8.8	-0.2	-11.0	-6.9	-0.2	-2.1	7.0	1.5	-7.1
3. Consumer	09-99	-42.0	-19.6	04-07	2.4	-9.1	-8.5	-6.9	-8.0	-8.0	-7.8	-7.7	-10.6	-7.8	-8.3	-7.6	-8.6
4. Retail trade	03-09	-22.7	10.3	11-98	34.4	27.2	23.1	20.2	25.5	27.2	24.2	30.8	26.6	25.7	24.7	24.8	22.2
5. Construction	07-99	-86.1	-24.9	03-97	17.5	0.5	-2.5	-2.6	-11.4	-10.2	-6.9	-7.4	-10.3	-11.0	-13.7	-16.6	-21.5
= 6. ESI	04-09	63.5	100.0	05-96	123.8	100.8	100.1	97.8	97.1	98.5	96.5	98.3	97.1	100.1	97.7	92.5	93.7
FI																	
1. Industry	03-09	-37.3	1.4	10-94	31.3	15.0	17.7	14.5	11.1	8.3	7.4	3.2	4.3	-1.9	-1.0	-2.7	0.3
2. Services	12-01	-47.6	14.5	09-00	51.1	16.9	17.7	17.7	23.4	14.6	14.5	13.7	13.1	16.8	11.1	11.9	11.2
3. Consumer	12-08	-10.1	1.7	12-17	10.5	4.3	4.7	5.6	5.9	4.0	2.8	1.3	0.3	0.4	0.4	0.6	-2.7
4. Retail trade	02-15	-30.0	-1.0	02-18	26.2	15.4	14.9	15.0	16.0	12.8	7.1	7.8	5.3	4.5	3.4	0.4	0.0
5. Construction	09-91	-108.6	-16.9	06-98	36.5	6.7	-2.9	13.1	14.5	2.4	13.7	11.2	17.4	8.9	10.4	5.2	6.8
= 6. ESI	09-91	73.1	100.0	11-94	118.4	108.4	110.0	109.3	109.7	104.9	104.2	101.6	102.2	101.2	99.3	99.4	99.0
SE																	
1. Industry	03-09	-38.5	-2.2	08-18	20.6	15.1	18.1	20.6	15.4	14.9	15.6	17.2	9.9	13.0	6.7	8.6	1.9
2. Services	04-09	-26.3	20.5	02-11	53.0	27.1	26.0	23.5	28.3	24.8	20.5	18.3	15.4	13.3	19.5	19.8	19.7
3. Consumer	03-96	-10.3	2.0	06-10	10.5	0.5	0.3	2.3	3.0	0.6	1.0	-0.1	-1.4	-1.0	-0.5	0.7	-2.0
4. Retail trade	01-09	-38.3	11.6	01-10	47.6	18.8	11.4	14.4	17.9	15.3	16.5	16.4	12.9	12.3	13.0	15.7	16.7
5. Construction	12-93	-82.9	-18.4	08-07	47.6	23.1	19.1	22.8	15.8	14.0	5.5	11.0	7.8	16.1	8.8	2.4	2.5
= 6. ESI	04-09	76.2	100.0	01-11	116.5	109.4	109.4	111.2	110.2	108.4	107.3	107.7	104.5	105.3	104.3	106.3	102.5
UK																	
1. Industry	03-09	-49.0	-7.6	07-17	16.2	5.9	7.0	7.6	5.4	3.1	4.1	7.7	2.3	-0.2	-0.4	-4.6	-10.5
2. Services	03-09	-57.4	4.2	10-97	36.1	0.9	2.1	2.5	4.9	5.6	-2.2	-8.1	-4.9	-16.2	-9.4	-6.9	-15.1
3. Consumer	01-09	-30.1	-8.6	09-02	3.6	-7.0	-4.4	-5.6	-7.0	-7.0	-8.1	-9.2	-11.3	-10.8	-11.7	-11.1	-8.3
4. Retail trade	01-09	-47.1	1.4	09-15	26.7	7.6	4.0	14.5	5.0	9.9	1.5	-7.5	-1.9	2.2	0.5	5.1	3.0
5. Construction	06-91	-79.3	-19.6	10-17	10.7	0.5	-1.9	-2.4	-2.6	0.7	5.7	-0.1	-3.4	-3.1	-10.8	-13.1	-2.5
= 6. ESI	03-09	61.9	100.0	06-14	117.0	106.9	108.3	109.6	108.3	108.3	105.0	105.4	103.7	99.2	100.8	99.3	94.5

In the tables: (s.a.) = seasonally adjusted, (n) = not seasonally adjusted, : = not available.

(a) Historical consumer survey data have been revised to account for a structural change in the way data is collected in Germany. For the aggregate consumer confidence indicator, the shifts of the underlying series result in an upward-revision of the long-term averages of the German, euro-area and EU consumer confidence indicators by 2.0, 0.6 and 0.4 points

(*) Minimum, maximum and averages are calculated over the period of availability which is not necessarily as from 01/1990.

The economic sentiment indicator is composed of the industrial confidence indicator (40%), the service confidence indicator (30%), the consumer confidence indicator (20%), the construction confidence indicator (5%), and the retail trade confidence indicator (5%). Its long term average (1990-2018) equals 100. The reported ESI average is based on this standardisation sample. All confidence indicators are balances.

TABLE 2: Monthly survey of manufacturing industry (s.a.)

		Since 1990 (*)			2018								2019					
		Min.		Ave.	Max.		Jun	Jul	Aug	Sep	Oct	Nov	Dec	Jan	Feb	Mar	Apr	May
		Date	Value		Date	Value												
INDUSTRIAL CONFIDENCE INDICATOR ⁽³⁾	EU	03-09	-38.1	-5.7	01-18	9.5	7.0	6.0	5.9	4.9	3.8	4.2	2.8	0.7	-0.2	-1.4	-3.9	-3.6
	EA	03-09	-37.7	-5.5	01-18	10.2	7.7	6.2	6.1	5.5	4.2	4.4	2.3	0.6	-0.4	-1.6	-4.3	-2.9
	BE	03-09	-33.8	-8.8	06-07	6.9	-1.6	-2.3	0.8	1.6	-2.1	-2.1	-5.1	-2.1	-2.4	-2.7	-7.1	-6.6
	BG	06-93	-32.1	-5.1	01-08	12.3	0.7	-0.3	0.0	-0.3	0.8	-0.3	1.4	2.4	-0.8	-3.5	-1.3	-0.2
	CZ	02-09	-35.6	2.2	06-00	29.8	3.8	0.0	0.0	1.3	2.2	2.2	1.0	0.1	-0.3	-0.5	-2.2	-2.9
	DK	02-09	-34.5	-1.3	09-94	16.7	0.2	3.3	3.9	-1.2	-1.1	0.6	-4.2	-3.5	-4.7	-4.4	-5.6	-3.2
	DE	03-09	-42.2	-6.6	02-11	16.4	12.2	10.3	10.8	10.0	7.8	7.3	4.2	3.1	1.6	-1.5	-5.3	-5.4
	EE	03-09	-39.1	2.8	12-06	28.5	6.1	6.3	5.0	6.9	4.2	8.1	6.1	3.5	0.5	-0.1	-2.7	-4.4
	IE	04-09	-25.6	11.9	11-99	33.7	24.8	14.9	18.4	21.9	26.3	26.1	29.2	14.9	19.4	19.5	17.1	19.8
	EL	03-09	-36.6	-4.4	03-00	13.3	-1.6	5.4	6.3	0.3	-3.4	-3.2	-5.0	-4.6	-1.2	-2.3	-0.9	-0.2
	ES	01-93	-43.2	-8.8	06-98	7.4	-0.5	-1.3	-3.5	-3.0	-1.5	-0.8	-3.4	-4.0	-5.2	-2.2	-4.9	-4.1
	FR	07-93	-39.4	-7.4	06-00	14.7	5.8	4.0	3.0	0.3	-2.0	0.3	-2.2	-3.8	-6.1	-5.2	-8.5	-3.5
	HR	04-09	-28.6	-3.8	02-18	17.7	12.1	10.7	8.1	13.3	11.8	12.0	11.6	10.2	14.1	11.7	5.8	7.0
	IT	03-09	-34.4	-4.2	02-95	14.2	1.8	1.8	0.7	0.9	-0.2	-0.8	-1.5	-3.0	-3.6	-4.7	-5.0	-3.6
	CY	04-13	-37.4	-2.4	04-08	19.9	-3.0	0.7	3.4	10.8	10.4	5.3	11.9	4.7	-1.0	2.7	4.9	3.3
	LV	04-93	-44.0	-7.1	02-07	11.8	0.8	1.5	2.4	0.9	1.1	2.4	2.1	1.7	0.9	-0.3	-2.6	-2.0
	LT	04-09	-41.4	-10.4	08-07	9.8	1.6	1.1	-0.8	-2.3	-1.1	-2.7	-0.6	-3.3	-2.4	-3.6	-2.8	-2.1
	LU	03-09	-53.9	-15.0	04-95	24.1	-6.3	-4.0	-11.1	-7.8	-4.6	-4.4	-11.2	-7.7	-12.2	-12.8	-19.7	-19.3
	HU	03-09	-34.7	-1.8	07-18	17.1	15.4	17.1	12.6	7.8	12.1	12.5	16.0	13.4	12.9	11.2	5.1	7.3
	MT	03-09	-31.6	-3.1	03-08	18.8	10.7	15.3	12.8	5.0	-8.8	6.7	-0.5	-4.7	1.1	-2.5	-22.4	-9.6
	NL	02-09	-25.4	-2.1	02-18	8.1	5.5	4.3	4.7	4.0	3.5	4.1	4.5	3.0	3.4	3.2	3.4	2.2
AT	03-09	-37.8	-4.3	02-07	15.2	9.5	6.4	8.4	7.5	5.6	7.0	1.7	-0.4	-1.3	-5.6	-4.1	-2.8	
PL	03-09	-29.1	-13.2	06-07	-0.5	-3.1	-2.9	-4.1	-5.8	-6.0	-3.9	-3.8	-7.2	-7.1	-7.3	-8.4	-8.0	
PT	04-09	-33.4	-5.8	03-98	8.4	0.9	0.6	1.5	-1.1	-0.9	-0.3	-0.5	-2.3	-1.4	-2.8	-4.9	-4.1	
RO	09-92	-22.2	-1.7	06-96	27.3	1.0	0.7	0.8	1.6	0.9	0.6	0.4	0.6	0.8	1.1	0.5	-0.2	
SI	01-09	-38.0	-1.2	06-00	17.8	9.8	6.2	7.0	4.5	8.6	6.8	5.6	6.7	1.7	2.9	0.2	3.6	
SK	04-09	-31.8	2.9	05-96	25.8	1.2	1.4	0.1	2.6	-0.3	1.5	2.2	-1.9	4.3	-6.0	-15.2	-4.1	
FI	03-09	-37.3	1.4	10-94	31.3	15.0	17.7	14.5	11.1	8.3	7.4	3.2	4.3	-1.9	-1.0	-2.7	0.3	
SE	03-09	-38.5	-2.2	08-18	20.6	15.1	18.1	20.6	15.4	14.9	15.6	17.2	9.9	13.0	6.7	8.6	1.9	
UK	03-09	-49.0	-7.6	07-17	16.2	5.9	7.0	7.6	5.4	3.1	4.1	7.7	2.3	-0.2	-0.4	-4.6	-10.5	
PRODUCTION EXPECTATIONS (Question 5)	EU	03-09	-32.7	8.2	12-94	23.7	17.1	16.1	17.2	15.3	14.4	15.7	14.1	11.0	9.6	7.5	4.1	6.9
	EA	03-09	-31.4	7.3	12-94	22.3	16.9	15.5	16.7	14.5	14.8	15.2	12.3	10.0	9.0	7.3	3.5	7.4
	BE	03-09	-35.3	-1.9	01-11	20.3	3.8	2.6	7.6	7.4	9.2	5.1	0.2	1.0	3.5	2.9	-1.7	-2.0
	BG	02-97	-11.5	21.9	09-08	43.9	21.8	15.9	18.5	15.0	20.6	16.7	19.8	21.3	15.0	11.4	18.9	18.7
	CZ	02-09	-49.0	18.7	06-00	54.7	17.8	11.5	10.2	13.7	14.1	14.7	14.0	8.0	7.6	5.8	3.5	4.6
	DK	02-09	-34.3	11.2	07-17	31.6	18.6	21.7	24.5	20.4	19.2	28.3	18.9	20.6	17.0	18.7	11.0	13.1
	DE	01-09	-41.0	4.1	12-10	28.6	16.1	14.0	16.0	15.5	15.0	14.3	9.9	10.8	9.4	3.1	-0.5	3.9
	EE	04-92	-69.6	14.9	03-02	67.5	13.2	19.4	20.2	20.8	17.4	16.8	16.3	15.8	13.1	9.1	4.5	0.7
	IE	03-09	2.2	45.0	11-99	72.3	46.8	41.4	45.7	48.7	55.5	59.9	52.2	34.6	50.0	54.7	39.6	39.4
	EL	08-15	-28.5	18.5	02-00	44.3	17.8	28.7	29.0	22.4	14.9	15.4	11.9	20.0	16.7	23.2	23.1	
	ES	03-09	-28.3	3.3	12-00	17.7	7.9	1.2	5.1	1.7	8.2	9.5	5.6	3.4	-2.8	4.9	-0.5	5.4
	FR	02-09	-31.3	6.0	11-00	26.8	23.1	22.2	21.5	10.9	11.8	17.3	14.2	9.5	5.2	11.2	6.4	10.5
	HR	04-09	-18.6	18.9	08-17	46.0	34.5	36.5	30.3	39.4	36.5	36.0	35.8	36.8	38.7	32.3	23.4	27.1
	IT	03-09	-27.5	11.2	12-94	34.3	12.0	13.3	13.1	12.6	10.6	8.7	9.3	6.5	5.8	2.9	2.3	5.1
	CY	04-13	-53.2	8.2	12-18	38.9	3.3	15.9	21.1	27.1	36.4	23.3	38.9	23.2	19.0	17.0	22.3	23.1
	LV	02-09	-38.9	12.2	03-02	41.8	10.9	12.5	12.8	11.4	9.8	15.4	14.2	15.1	13.2	9.6	8.4	7.8
	LT	04-09	-34.8	11.4	08-97	35.9	27.7	24.0	18.7	14.7	17.7	14.7	17.9	17.9	18.8	18.1	18.5	22.4
	LU	02-09	-49.8	-3.6	04-10	36.1	8.8	14.2	-7.1	1.8	13.1	11.5	-9.5	2.6	-3.6	3.9	-11.1	-6.2
	HU	04-09	-47.3	9.8	12-97	36.2	30.3	27.4	27.6	22.0	20.9	22.1	26.7	23.7	27.3	26.3	15.6	21.1
	MT	12-08	-22.7	20.5	03-08	58.2	19.9	44.3	40.3	27.8	2.5	32.3	24.6	17.9	10.1	20.3	-7.8	-0.7
	NL	02-09	-25.9	6.6	02-18	20.8	15.1	12.6	13.1	10.4	10.2	10.8	14.3	11.2	9.1	8.5	8.6	6.6
AT	03-09	-34.5	10.4	11-00	32.4	20.8	21.2	21.0	21.5	20.8	21.1	14.5	10.5	10.0	3.0	4.8	8.7	
PL	03-09	-19.0	14.5	06-95	34.1	15.3	16.0	11.3	12.5	11.0	14.4	15.0	8.0	7.3	5.1	5.0	4.9	
PT	02-09	-27.5	4.3	01-97	21.3	9.0	10.3	11.0	8.8	8.8	7.6	10.1	5.0	4.9	4.1	3.3	3.5	
RO	03-09	-25.9	12.8	03-03	48.1	6.9	7.9	6.7	8.8	8.1	7.2	7.4	7.3	8.1	6.7	7.1	5.7	
SI	01-09	-25.4	20.4	06-06	43.3	25.5	21.4	20.4	18.4	30.0	17.3	17.8	19.8	12.2	17.7	13.1	14.0	
SK	04-19	-37.7	22.3	12-97	62.0	14.2	8.9	10.5	12.6	3.9	5.8	9.7	-2.0	17.1	-6.9	-37.7	5.0	
FI	11-08	-37.0	11.9	05-07	41.0	27.7	36.8	30.6	24.3	19.4	21.8	18.3	14.4	8.2	10.3	9.4	14.4	
SE	12-08	-30.7	18.7	09-10	50.2	29.7	34.9	37.1	33.5	36.4	30.4	36.6	30.2	29.8	18.3	21.8	17.2	
UK	03-09	-52.4	7.7	11-13	36.0	15.7	15.1	18.8	16.8	4.5	13.8	19.5	11.9	5.9	2.4	-1.4	-2.3	
ORDER BOOKS (Question 2)	EU	06-09	-62.3	-16.2	04-07	8.5	6.2	5.0	3.3	3.5	1.0	2.1	-1.0	-3.3	-3.4	-4.8	-7.3	-8.5
	EA	06-09	-63.5	-15.5	04-07	10.7	8.2	6.4	5.0	6.2	2.6	3.2	-0.3	-1.7	-2.8	-4.3	-6.6	-7.6
	BE	06-09	-56.8	-19.3	06-00	10.7	-8.3	-9.2	-7.4	-6.7	-14.7	-10.6	-14.2	-5.6	-10.2	-10.4	-18.5	-14.4
	BG	10-99	-70.0	-39.2	03-07	-10.2	-15.1	-14.9	-13.6	-16.0	-15.0	-14.6	-14.8	-12.6	-14.9	-15.2	-16.7	-17.7
	CZ	03-09	-56.8	-4.0	01-01	30.6	-0.8	-4.5	-2.7	-4.2	-2.4	-3.6	-5.6	-3.3	-4.6	-4.0	-7.6	-10.6
	DK	04-09	-61.7	-6.5	12-94	32.5	-11.9	-9.0	-8.5	-11.4	-14.1	-14.7	-17.7	-16.8	-13.3	-16.6	-19.3	-9.3
	DE	06-09	-65.7	-15.4	01-18	22.3	18.7	17.6	17.5	17.4	12.7	12.6	7.6	4.7	3.4	2.0	-2.6	-8.2

TABLE 2 (continued) : Monthly survey of manufacturing industry (s.a.)

		Since 1990 (*)			2018								2019						
		Min.		Ave.	Max.		Jun	Jul	Aug	Sep	Oct	Nov	Dec	Jan	Feb	Mar	Apr	May	
		Date	Value		Date	Value													
STOCKS OF FINISHED PRODUCTS ^(b) (Question 4)	EU	07-93	23.2	9.0	03-11	-0.5	2.4	3.1	2.6	4.0	4.0	5.2	4.6	5.7	6.8	6.8	8.4	9.1	
	EA	07-93	25.2	8.4	03-11	-1.7	1.9	3.3	3.4	4.2	4.8	5.3	5.1	6.6	7.4	7.8	9.7	8.6	
	BE	10-01	26.1	5.2	03-10	-11.2	0.2	0.3	-2.3	-4.2	0.9	0.7	1.4	1.9	0.5	0.5	1.2	3.4	
	BG	08-93	35.2	-2.0	06-97	-20.5	4.7	1.9	5.1	-0.1	3.3	3.2	0.9	1.4	2.4	6.7	6.0	1.7	
	CZ	08-93	46.3	10.1	04-00	-11.5	5.5	7.1	7.7	5.6	5.1	4.4	5.6	4.4	3.9	3.3	2.4	2.8	
	DK	01-15	33.1	8.7	02-10	-28.5	6.0	2.8	4.4	12.6	8.3	12.0	14.0	14.4	17.8	15.2	8.5	13.4	
	DE	07-93	31.3	8.6	09-90	-9.0	-1.9	0.6	1.1	3.1	4.4	5.0	4.8	6.1	8.1	9.5	12.9	12.0	
	EE	06-93	38.7	0.4	12-06	-20.9	-6.3	-4.7	-1.6	-5.4	-5.2	-5.9	-3.5	-3.9	0.9	-2.6	0.1	-3.0	
	IE	02-09	31.1	6.8	12-18	-21.2	-6.8	6.9	-5.5	1.7	-2.3	-3.7	-21.2	-3.5	4.8	-5.4	0.5	1.9	
	EL	03-09	33.9	12.0	05-13	-1.2	4.6	2.8	3.8	12.7	11.4	9.8	8.2	9.0	7.2	9.5	13.3	13.3	
	ES	01-93	46.6	13.3	11-17	-1.2	7.8	7.7	9.9	9.5	7.3	12.3	14.2	13.4	8.6	5.8	8.7	8.8	
	FR	07-93	32.5	11.2	03-10	-5.7	7.1	8.1	9.6	6.0	8.1	7.6	8.8	8.6	11.0	14.8	15.8	10.3	
	HR	06-09	19.0	-0.2	01-18	-14.8	-11.4	-2.9	-4.5	-8.0	-7.8	-8.3	-11.3	-5.2	-10.9	-9.2	-4.0	-8.4	
	IT	10-90	20.0	6.1	06-10	-5.4	4.3	3.2	3.6	4.1	4.1	3.7	4.0	5.0	5.4	4.8	4.5	4.1	
	CY	03-09	5.5	-12.6	09-01	-34.9	-15.3	-13.6	-6.2	-15.8	-13.3	-11.4	-17.3	-18.3	-3.4	-17.6	-12.9	-8.7	
	LV	07-93	43.3	1.6	02-14	-14.0	-3.5	-4.1	-4.7	-3.9	-4.1	-2.8	-2.4	-3.4	-0.7	-0.9	1.7	0.1	
	LT	01-94	49.5	5.6	06-11	-17.3	2.0	-3.9	-1.9	-1.2	-0.2	0.7	-1.2	1.8	0.7	3.8	3.5	3.4	
	LU	05-12	45.6	11.5	03-95	-23.6	-1.2	6.4	7.6	2.5	4.8	7.4	7.6	12.6	2.9	15.5	10.9	11.3	
	HU	04-97	17.7	1.3	05-09	-17.5	1.4	1.3	4.1	7.9	3.0	5.8	2.6	-0.2	-4.6	-1.9	2.9	2.3	
	MT	06-06	36.7	7.6	06-05	-14.7	6.9	-2.5	4.8	3.7	13.5	9.3	13.1	16.9	3.5	7.9	28.6	13.5	
	NL	02-09	14.6	4.9	03-11	-0.8	6.3	4.6	4.1	3.4	3.9	3.1	4.0	6.0	2.2	3.4	2.5	3.0	
	AT	07-96	30.3	8.3	02-18	-6.9	2.7	5.5	2.2	7.1	6.8	4.3	7.1	11.4	9.2	9.3	7.3	9.0	
	PL	01-99	11.5	-0.8	09-94	-22.1	1.4	0.5	-1.6	2.3	1.6	0.8	2.0	0.9	0.2	-0.1	0.0	0.7	
	PT	06-93	21.0	3.5	01-08	-13.9	2.2	1.8	1.8	3.4	2.3	2.3	3.5	1.7	1.8	4.2	4.4	3.7	
	RO	07-92	49.4	3.7	03-10	-10.9	-1.2	0.3	-1.2	-1.6	-0.4	-0.9	-1.0	-0.5	-0.2	-1.2	-0.7	-0.1	
	SI	02-96	29.6	9.8	03-10	-7.4	12.6	9.5	8.7	11.6	9.5	9.5	9.0	7.1	9.8	7.1	10.0	4.2	
	SK	05-94	54.6	3.2	02-01	-27.1	1.5	-3.2	1.4	1.9	0.4	-1.1	1.8	-1.4	-1.5	3.3	1.1	3.1	
	FI	01-96	26.9	1.8	04-95	-23.7	2.2	-0.3	3.3	6.5	10.2	11.2	16.6	9.9	12.3	15.0	14.6	11.0	
	SE	04-09	39.1	13.1	01-16	-12.9	-1.2	-2.6	-4.3	5.3	3.9	6.9	4.9	5.2	1.6	6.3	1.9	7.2	
	UK	04-09	37.0	15.1	07-17	-5.0	8.3	5.2	0.8	2.0	0.2	8.6	1.1	2.8	9.8	4.7	9.3	22.2	
	PRODUCTION TREND OBSERVED IN RECENT MONTHS (Question 1)	EU	03-09	-46.0	1.1	03-11	20.8	12.5	12.9	10.2	10.2	9.6	10.7	8.2	3.4	6.6	4.5	3.2	-0.3
EA		03-09	-47.2	0.1	03-11	19.2	10.2	11.4	8.6	9.1	8.2	9.2	5.7	-0.4	6.0	3.4	1.0	-3.0	
BE		03-09	-39.4	0.0	02-11	20.6	2.5	2.8	7.4	6.4	-0.2	5.6	3.3	2.0	-1.3	2.4	1.9	-0.7	
BG		07-09	-38.6	-1.1	01-07	32.0	9.2	7.0	9.2	9.3	9.3	6.5	7.6	7.8	8.5	7.4	2.0	4.0	
CZ		02-09	-58.0	12.5	04-95	78.6	13.6	18.6	16.9	13.4	9.1	5.7	8.7	8.4	8.5	0.3	0.0	-0.7	
DK		06-09	-46.5	10.3	09-94	41.8	25.1	21.3	25.3	25.7	13.9	22.7	17.3	19.7	9.9	16.3	8.9	5.9	
DE		03-09	-47.7	-0.1	01-11	28.7	9.2	12.5	7.4	4.4	7.7	10.7	4.7	-10.3	8.2	0.9	-0.8	-7.7	
EE		04-09	-53.0	9.5	06-01	56.2	9.3	3.2	3.2	3.7	5.0	13.9	18.3	12.7	18.3	12.7	3.2	-0.3	
IE		10-01	4.9	34.6	03-00	66.4	34.9	32.3	34.4	41.0	42.8	30.0	35.1	29.9	12.0	36.4	40.0	29.7	
EL		03-09	-35.1	7.7	01-00	35.7	10.8	12.0	11.1	9.1	15.7	13.3	5.2	5.4	4.0	9.0	9.8	11.6	
ES		03-09	-52.0	-2.2	04-95	21.2	7.2	10.4	5.2	3.9	4.9	5.5	1.4	-0.5	1.9	-3.3	3.4	-9.8	
FR		04-09	-44.4	4.3	06-00	35.1	11.3	13.1	14.8	14.2	8.0	10.3	5.9	7.3	11.3	10.1	-1.0	-2.3	
HR		04-09	-39.0	6.6	12-15	31.1	27.2	15.7	19.2	26.8	25.5	28.3	24.0	25.8	24.8	22.8	26.8	23.3	
IT		07-09	-63.7	-12.9	03-95	12.1	-0.8	-0.3	-5.9	-1.7	-3.9	-5.5	-6.1	-5.4	-7.3	-9.0	-10.2	-8.6	
CY		06-13	-60.4	-10.0	09-08	47.2	10.3	7.7	4.4	10.3	17.7	4.2	21.8	11.9	3.7	6.5	9.1	1.3	
LV		02-09	-49.5	2.0	06-01	29.6	8.4	9.5	6.1	7.2	4.4	11.0	14.8	8.8	8.2	8.3	6.9	3.0	
LT		01-09	-41.6	3.7	04-98	34.8	13.5	12.2	11.5	15.5	7.2	14.9	22.3	10.9	12.4	8.0	11.7	4.5	
LU		12-08	-58.9	-1.9	08-10	44.4	0.8	10.3	17.4	-3.7	6.6	2.3	0.7	4.0	-5.8	-21.7	-17.4	-16.0	
HU		03-09	-57.4	-0.5	04-98	26.1	21.2	25.8	19.3	11.1	18.8	18.0	24.9	18.9	8.2	8.5	8.9	9.6	
MT		04-09	-49.8	12.7	01-17	52.7	29.5	16.6	4.6	36.1	10.2	19.7	33.6	-3.0	14.0	8.1	-23.1	-3.2	
NL		04-09	-44.7	3.8	12-10	24.9	16.5	13.9	14.9	15.4	9.4	10.0	9.9	8.0	8.8	7.4	5.1	6.0	
AT		03-09	-41.9	13.2	04-11	39.9	21.8	18.8	19.7	30.2	16.8	22.9	19.5	14.7	17.0	14.0	4.5	8.4	
PL		03-09	-32.4	1.9	12-06	28.4	9.6	9.9	7.7	8.5	3.4	7.8	5.4	2.8	2.1	3.3	-1.0	2.3	
PT		11-08	-47.0	-5.1	08-14	16.1	5.1	0.7	1.6	0.9	0.9	4.5	3.9	0.4	4.2	2.0	-1.8	-0.4	
RO		04-09	-32.4	6.3	04-02	42.6	6.1	9.3	5.9	3.4	4.2	5.7	7.8	7.9	6.3	4.4	5.4	1.9	
SI		12-08	-45.4	9.5	05-00	40.3	27.8	22.0	24.0	22.3	12.3	16.4	26.8	17.9	19.9	14.2	10.4	16.7	
SK		03-09	-63.0	14.6	12-03	77.7	18.3	20.2	8.3	27.5	28.0	9.6	7.9	36.3	14.5	3.9	15.7	11.5	
FI		02-09	-52.5	11.3	06-06	49.5	32.1	17.6	22.6	26.6	26.5	23.9	11.3	12.2	6.5	15.8	-2.9	5.5	
SE		04-09	-40.1	12.8	11-10	58.6	22.9	20.1	16.6	18.8	24.3	28.9	29.3	30.5	20.8	16.7	25.5	11.7	
UK		05-09	-54.8	2.7	03-95	32.7	26.7	20.5	17.6	14.4	18.1	17.2	19.4	17.7	7.9	8.6	14.0	13.2	
EXPORT ORDER BOOKS (Question 3)		EU	05-09	-62.1	-17.6	04-07	5.0	1.1	0.6	-1.2	0.4	-2.7	-3.0	-4.2	-7.1	-7.0	-8.9	-9.5	-13.7
	EA	06-09	-63.6	-17.8	05-07	6.2	2.8	1.2	0.1	2.0	-1.3	-2.1	-4.5	-5.9	-6.6	-9.3	-8.3	-12.2	
	BE	05-09	-63.3	-20.4	06-00	7.4	-12.0	-10.8	-13.3	-10.8	-15.5	-10.1	-14.2	-11.7	-8.8	-11.9	-17.4	-21.5	
	BG	09-93	-68.5	-42.1	03-07	-18.9	-23.5	-22.1	-22.8	-25.8	-24.4	-22.8	-22.3	-21.1	-24.0	-24.7	-25.7	-23.7	
	CZ	03-09	-58.1	-4.6	09-00	26.7	-5.7	-7.3	-5.8	-6.0	-5.7	-6.6	-8.0	-4.4	-7.4	-7.7	-11.9	-9.2	
	DK	04-09	-61.6	-5.6	05-07	27.6	-18.2	-11.5	-9.5	-12.9	-15.1	-18.3	-17.5	-12.8</					

TABLE 2 (continued) : Monthly survey of manufacturing industry (s.a.)

		Since 1990 (*)			2018								2019					
		Min.		Ave.	Max.		Jun	Jul	Aug	Sep	Oct	Nov	Dec	Jan	Feb	Mar	Apr	May
		Date	Value		Date	Value												
EMPLOYMENT EXPECTATIONS (Question 7)	EU	03-09	-40.8	-8.5	12-17	12.8	9.7	8.3	7.8	7.5	7.0	7.0	6.5	3.9	3.4	1.3	1.4	0.4
	EA	06-93	-39.1	-7.6	12-17	13.3	9.9	8.3	7.9	8.1	7.8	7.6	6.8	4.7	4.0	1.6	1.1	0.3
	BE	03-09	-36.3	-7.5	10-00	8.8	-0.7	-3.2	-3.9	-4.8	-2.9	-2.1	-1.0	-1.8	-2.4	-3.4	-4.1	-5.2
	BG	06-99	-45.3	-10.2	11-06	12.8	4.0	1.6	3.7	2.6	2.0	3.2	-0.1	1.9	0.0	-1.5	-4.1	-0.6
	CZ	02-09	-61.9	-7.7	02-11	18.3	7.3	8.4	8.3	5.9	4.0	6.5	5.6	2.8	3.1	0.7	-1.8	2.5
	DK	04-09	-42.1	-1.2	07-17	23.1	18.0	9.6	11.3	-4.9	2.0	10.9	11.4	11.8	14.6	14.7	9.7	4.1
	DE	06-93	-52.1	-9.6	03-11	18.7	13.1	11.7	10.9	11.3	10.6	9.7	8.6	4.2	3.4	-0.4	-3.2	-5.2
	EE	04-92	-77.8	-5.7	11-06	22.2	12.1	8.5	6.4	11.3	9.4	10.6	9.7	6.8	2.0	3.9	0.7	-3.7
	IE	02-09	-73.7	8.2	05-18	53.7	28.2	27.8	28.7	28.5	36.5	41.7	17.5	34.0	31.7	26.1	32.2	34.0
	EL	08-15	-37.1	-5.0	08-17	14.3	2.6	8.2	10.6	2.4	4.0	4.9	5.4	7.0	11.0	-4.1	5.5	6.8
	ES	06-93	-51.9	-7.2	12-17	13.3	4.7	0.5	0.4	2.1	-2.0	5.7	4.7	3.6	2.4	2.6	4.2	3.6
	FR	03-09	-45.0	-12.6	01-01	12.8	4.0	1.2	2.3	1.2	0.3	-1.6	4.0	-0.9	0.1	-1.2	2.0	0.5
	HR	07-09	-28.2	-0.7	01-18	21.3	16.3	12.9	15.1	21.1	15.2	19.0	11.9	16.5	11.4	15.2	10.5	13.0
	IT	08-96	-29.6	-4.3	11-00	11.6	3.0	3.9	3.3	4.0	3.8	2.4	3.0	2.7	0.6	-0.2	-1.1	1.1
	CY	04-13	-37.2	0.8	10-07	50.9	1.8	2.8	2.9	1.9	5.3	0.0	1.7	2.1	1.9	1.5	2.0	-0.1
	LV	04-93	-50.2	-4.2	11-05	13.4	7.2	4.6	8.4	5.7	4.6	6.0	7.3	5.8	7.1	5.8	4.8	3.0
	LT	04-94	-59.1	-14.0	06-18	18.6	18.6	16.8	13.1	11.4	10.0	11.5	13.5	11.6	10.3	9.2	7.0	9.3
	LU	04-09	-72.2	-23.1	06-10	25.4	-6.8	-4.0	-6.8	-9.2	-6.6	-7.0	-15.0	-3.9	-4.9	-10.8	-7.9	-10.1
	HU	03-09	-47.4	-2.7	02-18	20.4	16.0	15.3	16.4	12.8	15.3	16.9	14.7	13.2	11.7	9.7	10.4	12.7
	MT	05-09	-40.1	2.6	03-18	52.9	46.2	44.4	25.5	32.5	4.6	18.6	5.4	14.6	11.6	6.9	7.6	4.7
	NL	04-09	-37.8	-4.7	02-18	15.4	12.7	12.6	11.0	11.5	13.9	11.1	11.0	12.7	11.2	9.0	7.8	6.0
	AT	03-09	-39.4	-1.7	12-17	24.2	16.5	13.4	12.8	12.6	10.5	11.2	9.8	6.4	5.5	1.5	3.4	2.8
	PL	05-99	-50.7	-14.6	03-18	11.0	8.0	7.1	6.5	5.5	3.9	7.4	6.9	3.7	2.4	1.5	2.5	1.1
	PT	06-93	-24.5	-3.8	10-17	8.8	4.7	4.0	4.3	3.4	2.5	5.2	5.7	3.3	3.1	2.6	3.4	1.4
	RO	07-92	-70.9	-17.4	05-15	7.1	-0.2	1.9	1.4	1.3	-1.2	0.1	1.4	0.1	1.3	0.8	2.8	0.7
	SI	04-09	-53.8	-13.3	01-18	25.4	17.4	16.5	14.8	14.4	16.8	15.3	21.4	17.8	12.7	10.8	9.4	5.8
	SK	02-09	-57.1	-12.0	12-17	35.0	17.7	10.5	12.4	9.3	7.2	3.1	0.1	-7.8	-11.5	-18.4	-21.3	-21.7
FI	06-91	-58.7	-14.1	02-18	22.3	18.9	14.8	10.5	15.0	14.6	11.7	8.2	0.2	7.9	11.2	2.4	2.6	
SE	03-09	-60.1	-13.3	02-11	26.3	9.2	9.6	14.7	15.5	13.3	8.4	6.0	5.3	1.4	0.8	-1.2	-4.6	
UK	03-09	-51.3	-11.2	10-17	18.2	9.9	9.0	4.7	4.1	2.6	1.5	3.7	-3.9	-2.1	-3.4	2.4	-0.4	
SELLING-PRICE EXPECTATIONS (Question 6)	EU	03-09	-14.1	5.7	03-95	26.9	11.3	11.1	11.8	12.4	11.2	11.9	12.4	11.2	9.8	7.2	5.0	4.9
	EA	03-09	-15.2	5.1	03-11	25.3	10.9	10.2	11.1	11.9	10.4	12.2	13.0	10.7	9.0	6.9	5.2	5.3
	BE	04-09	-21.1	2.8	12-94	25.9	5.9	8.9	9.7	9.2	9.9	7.3	1.6	3.6	4.2	5.5	-1.2	1.4
	BG	08-09	-5.5	18.2	11-96	90.6	0.9	1.9	2.0	1.7	1.9	2.6	1.6	6.4	4.3	0.3	2.9	4.7
	CZ	01-09	-17.4	10.8	03-95	69.9	9.4	6.7	6.5	9.8	10.6	7.7	6.9	12.3	9.6	8.6	5.4	3.6
	DK	01-15	-19.5	1.2	01-08	26.4	-1.4	9.0	3.5	8.6	6.3	0.3	3.2	9.5	8.4	10.3	2.0	0.4
	DE	03-09	-12.8	5.5	04-11	28.2	14.6	15.1	15.9	16.5	14.4	17.3	21.1	18.9	13.0	11.4	6.7	8.4
	EE	02-09	-36.9	12.2	04-92	86.3	11.1	9.4	12.1	12.0	13.8	10.7	13.1	7.7	6.3	5.9	0.2	1.8
	IE	11-92	-11.9	11.9	11-03	41.6	23.8	19.5	21.2	14.7	22.6	26.7	25.0	13.6	28.3	20.4	19.1	18.3
	EL	03-09	-18.1	9.9	10-90	40.6	-0.1	5.5	7.3	5.1	4.4	6.6	3.1	2.8	7.4	7.1	3.8	1.9
	ES	03-09	-20.3	1.0	03-95	33.0	1.1	1.6	1.7	6.6	-3.4	4.4	7.0	-1.6	-2.2	-4.0	-3.3	-1.9
	FR	01-99	-24.7	1.7	03-11	32.9	7.2	2.5	7.3	9.1	7.7	9.4	5.7	8.1	10.2	6.3	9.2	6.0
	HR	02-09	-21.9	1.0	07-08	30.9	11.8	11.2	11.1	12.0	7.2	14.7	14.6	9.8	8.9	8.9	14.5	9.5
	IT	03-09	-13.2	7.9	03-95	39.9	6.7	5.7	5.4	5.3	5.5	3.7	3.9	1.9	1.6	1.4	1.4	0.2
	CY	04-13	-18.5	2.7	10-03	38.7	4.6	-4.8	0.6	5.6	0.1	7.0	3.4	-1.6	1.7	6.0	0.8	3.4
	LV	02-09	-25.8	12.9	07-94	51.5	8.7	10.5	9.2	9.9	7.0	6.7	7.4	8.1	5.5	5.9	1.5	0.3
	LT	04-09	-36.2	9.0	11-93	75.0	9.9	9.7	7.6	8.0	8.2	5.1	13.1	10.7	8.6	7.5	12.5	6.7
	LU	08-91	-52.5	-3.8	12-94	51.2	21.3	20.4	17.6	23.8	26.8	22.1	19.5	-4.8	-10.7	15.8	-8.5	-9.9
	HU	01-09	-17.3	13.6	01-01	49.4	15.9	16.4	16.0	15.0	19.8	22.0	21.2	21.4	18.6	19.9	15.3	12.5
	MT	12-04	-41.7	-9.7	12-03	36.1	-7.9	4.1	-5.7	-5.7	-5.5	-3.4	-13.1	-6.2	11.5	-0.7	13.6	-7.9
	NL	04-09	-14.3	7.2	03-11	25.7	12.6	13.3	10.5	11.2	12.9	12.1	14.1	14.3	10.8	10.6	9.9	9.2
	AT	03-09	-28.7	2.0	03-11	30.3	18.6	12.9	12.6	17.4	14.4	14.5	13.4	14.9	9.5	4.4	3.7	4.0
	PL	04-09	-5.9	11.0	06-93	40.8	8.0	9.7	9.9	8.8	8.4	9.6	10.1	16.1	9.5	9.0	7.7	7.1
	PT	01-09	-24.3	4.1	10-90	27.3	4.3	2.1	3.3	3.6	1.9	1.6	1.7	2.0	-3.1	-3.8	-3.5	-2.0
	RO	01-16	-3.3	30.2	10-93	91.2	10.2	8.4	8.9	8.2	8.5	8.2	9.7	8.9	12.2	11.1	11.6	10.0
	SI	03-09	-32.1	-2.7	03-11	25.9	10.0	10.3	8.4	9.6	8.8	9.2	9.1	8.6	5.4	1.5	-1.0	-2.0
	SK	07-11	-44.4	15.6	04-95	81.2	-2.6	10.1	8.6	-0.3	2.8	0.8	1.9	-13.4	-12.7	-14.6	-13.5	-8.5
FI	03-09	-30.7	4.5	08-94	51.2	22.2	19.5	24.6	24.6	26.0	17.1	8.8	12.2	15.3	6.6	6.0	-1.8	
SE	06-09	-17.7	7.5	12-94	40.7	18.5	20.8	19.6	19.8	21.2	20.4	17.3	14.7	11.8	13.5	5.8	5.1	
UK	01-99	-28.2	5.6	07-08	40.9	16.4	17.9	18.0	17.5	15.7	10.9	10.1	9.5	15.0	4.3	-0.2	-0.6	

(*) Minimum, maximum and averages are calculated over the period of availability which is not necessarily as from 01/1990.

(a) The indicator is the arithmetic average of the balances (%) of the questions on production expectations, order-books and stocks (the last with inverted sign).

(b) Highest figure is considered as a minimum, lowest figure is considered as a maximum.

TABLE 3: Monthly survey of services (s.a.)

		Since 1990 (*)			2018								2019					
		Min.		Ave.	Max.		Jun	Jul	Aug	Sep	Oct	Nov	Dec	Jan	Feb	Mar	Apr	May
		Date	Value		Date	Value												
SERVICES CONFIDENCE INDICATOR ^(a)	EU	03-09	-29.9	9.6	06-98	33.8	12.7	13.4	12.7	13.5	12.6	11.2	8.9	8.4	7.2	8.1	8.7	7.5
	EA	03-09	-25.2	10.2	06-98	35.3	15.1	15.8	14.8	15.2	14.0	14.0	12.2	11.0	12.1	11.5	11.8	12.2
	BE	04-09	-42.9	12.1	08-07	32.2	17.1	8.7	13.4	15.0	12.6	13.5	12.3	5.9	12.9	10.3	7.5	5.1
	BG	06-10	-13.6	10.7	03-07	33.4	18.6	16.6	21.8	18.4	14.1	16.6	14.7	13.0	14.8	12.7	15.6	10.4
	CZ	09-09	6.4	33.9	02-07	52.6	37.3	37.5	38.1	39.0	37.8	40.6	38.5	36.8	39.4	38.2	37.8	33.5
	DK	02-13	-10.1	6.5	05-10	28.6	9.5	10.4	10.9	10.3	8.9	10.1	11.0	7.1	3.6	8.6	9.7	8.3
	DE	12-02	-19.9	18.3	03-99	50.1	16.5	23.7	22.2	22.3	20.7	23.0	20.8	18.9	20.9	18.7	20.8	21.1
	EE	02-09	-50.3	9.6	01-06	38.3	8.3	14.5	9.5	6.8	7.9	10.3	7.4	2.7	6.8	6.7	9.0	11.1
	IE	02-09	-30.9	25.1	05-16	56.0	42.9	39.8	38.6	44.1	46.6	41.6	35.8	32.4	37.2	30.0	36.5	30.3
	EL	10-12	-46.0	8.5	08-00	58.7	21.0	15.9	11.9	10.5	10.7	11.1	11.4	-1.6	6.1	10.5	5.6	7.3
	ES	01-09	-38.7	11.4	06-98	54.0	23.6	23.3	22.2	19.3	20.9	19.6	13.6	15.1	18.4	13.1	15.2	17.6
	FR	04-09	-28.8	-0.2	01-90	16.2	4.6	4.5	2.9	3.6	1.1	1.8	1.8	2.4	1.8	3.6	3.8	5.5
	HR	07-09	-31.6	4.3	09-16	25.9	17.1	13.9	16.1	16.6	16.5	16.3	21.9	17.1	19.6	25.9	22.5	22.5
	IT	09-12	-24.3	4.2	04-00	33.1	11.9	9.0	9.1	9.5	8.7	7.3	4.2	3.3	1.4	3.5	1.6	1.6
	CY	04-13	-59.0	5.0	01-18	45.3	16.3	25.1	23.4	31.6	25.5	34.9	44.3	32.6	35.8	27.5	34.4	30.8
	LV	03-09	-43.9	4.5	12-06	20.9	4.0	3.1	4.0	5.8	5.3	5.5	7.6	6.7	5.5	8.2	6.7	4.7
	LT	03-09	-47.2	9.4	07-06	34.3	30.5	29.1	29.5	30.4	30.3	29.6	33.4	32.5	22.9	24.5	26.4	24.1
	LU	:	:	:	:	:	:	:	:	:	:	:	:	:	:	:	:	:
	HU	03-09	-44.2	-4.3	04-18	17.9	13.2	17.7	11.8	9.6	12.4	13.6	11.4	12.2	7.7	9.0	9.3	9.6
	MT	03-09	-22.0	23.1	05-07	65.2	30.2	31.6	36.1	42.2	30.7	36.2	37.9	24.5	40.4	22.4	20.8	10.1
	NL	03-09	-41.6	6.9	04-07	46.5	15.9	16.3	14.1	15.3	14.2	12.6	12.7	9.7	11.2	13.0	10.8	11.2
	AT	04-09	-24.9	15.3	06-98	33.4	27.4	24.7	25.2	27.9	30.5	20.9	20.4	20.5	19.8	20.6	18.7	16.1
	PL	03-09	-12.0	3.5	07-07	22.7	6.5	6.4	6.1	5.4	4.5	5.4	5.0	1.9	1.8	1.9	-0.2	0.0
	PT	10-12	-31.5	1.7	06-01	24.6	18.2	17.5	15.1	16.8	10.4	12.5	16.3	18.6	14.4	12.8	12.9	14.4
	RO	06-09	-19.3	11.7	06-04	56.2	11.4	4.4	5.1	4.8	6.1	5.6	6.0	8.7	10.8	8.7	6.1	7.0
	SI	04-09	-28.9	14.9	09-02	38.0	24.4	24.2	24.8	25.4	23.4	22.4	26.6	26.2	25.1	22.7	21.8	19.9
	SK	05-09	-24.0	22.1	03-02	62.6	5.4	2.4	-5.1	-8.8	-0.2	-11.0	-6.9	-0.2	-2.1	7.0	1.5	-7.1
FI	12-01	-47.6	14.5	09-00	51.1	16.9	17.7	17.7	23.4	14.6	14.5	13.7	13.1	16.8	11.1	11.9	11.2	
SE	04-09	-26.3	20.5	02-11	53.0	27.1	26.0	23.5	28.3	24.8	20.5	18.3	15.4	13.3	19.5	19.8	19.7	
UK	03-09	-57.4	4.2	10-97	36.1	0.9	2.1	2.5	4.9	5.6	-2.2	-8.1	-4.9	-16.2	-9.4	-6.9	-15.1	
ASSESSMENT OF BUSINESS SITUATION OVER THE PAST 3 MONTHS (Question 1)	EU	03-09	-34.9	4.7	04-00	34.3	9.7	9.1	8.1	9.5	7.8	7.2	4.1	2.6	2.9	4.5	4.0	3.3
	EA	03-09	-30.6	6.5	08-00	42.1	12.7	12.5	11.1	11.5	10.7	10.2	7.6	5.8	7.6	7.9	7.3	7.4
	BE	04-09	-55.1	2.2	07-07	31.7	15.6	2.0	13.7	11.5	9.3	8.4	11.0	0.6	12.2	8.0	3.7	4.8
	BG	06-10	-14.1	8.3	05-02	46.1	10.7	15.4	14.4	13.1	8.4	8.1	8.0	5.8	7.7	7.3	11.8	4.7
	CZ	09-09	25.2	55.6	07-02	74.7	62.2	61.3	59.8	59.0	59.5	58.5	59.7	58.1	58.1	58.5	61.5	59.1
	DK	12-11	-16.2	3.7	05-10	26.3	6.1	6.6	9.5	8.0	5.3	6.1	8.7	4.2	4.1	3.1	7.6	5.4
	DE	01-03	-38.8	16.7	12-98	59.3	11.6	14.6	13.9	12.7	11.9	14.1	10.3	7.3	10.3	9.3	11.1	10.0
	EE	04-09	-54.0	11.7	11-02	47.4	6.1	12.7	10.1	6.3	9.1	9.5	8.1	2.3	10.2	10.1	9.8	14.5
	IE	02-09	-50.8	16.3	05-16	54.0	37.6	34.8	29.7	38.5	40.7	39.0	35.7	29.6	31.6	25.6	33.7	30.4
	EL	08-12	-47.3	2.0	09-00	54.7	20.8	19.3	16.9	14.7	11.2	11.6	11.4	-2.0	5.4	8.8	2.6	2.2
	ES	05-09	-49.0	7.1	04-00	64.9	19.5	18.7	15.3	14.3	17.1	13.7	13.0	10.8	12.3	7.6	8.7	13.8
	FR	07-91	-34.1	-3.4	12-04	18.4	1.2	3.7	2.2	2.1	-0.1	0.0	-2.9	-0.8	-0.3	1.9	-0.8	1.3
	HR	07-09	-39.6	-0.5	03-19	26.5	16.1	12.1	14.5	10.4	11.3	14.1	18.8	13.8	19.3	26.5	23.0	22.1
	IT	10-02	-34.7	4.4	04-00	55.9	17.1	12.7	10.2	14.7	12.5	9.9	4.5	3.8	3.7	8.9	7.8	4.8
	CY	04-13	-64.8	-2.3	01-18	40.2	10.9	13.1	11.4	15.8	14.1	27.2	40.2	28.9	37.2	29.8	32.0	27.0
	LV	03-09	-42.4	3.2	04-03	20.4	3.1	3.1	1.8	2.6	2.2	2.2	4.3	5.0	5.9	7.3	4.6	3.3
	LT	05-09	-49.5	8.8	03-03	50.9	25.6	25.8	28.8	28.3	29.7	28.2	31.2	32.9	17.8	22.2	26.5	25.3
	LU	:	:	:	:	:	:	:	:	:	:	:	:	:	:	:	:	:
	HU	02-09	-40.9	-5.5	05-02	17.9	11.6	15.0	9.0	4.8	8.9	11.0	10.0	6.7	-0.3	1.7	4.6	3.6
	MT	03-09	-31.9	21.0	05-07	75.7	25.6	25.1	28.3	40.2	29.3	35.8	35.7	19.9	42.7	21.2	25.3	12.7
	NL	07-93	-68.7	-15.2	05-07	49.7	11.3	12.0	9.5	8.4	7.4	8.5	7.7	3.8	4.3	4.9	1.6	2.9
	AT	06-09	-28.3	11.9	03-18	33.4	29.1	25.4	23.9	23.0	29.1	17.6	18.7	18.1	18.9	20.4	17.1	14.9
	PL	03-09	-14.1	2.5	08-07	20.3	2.6	2.8	2.1	2.8	1.5	2.4	1.8	-0.5	-0.6	0.2	-1.0	-0.8
	PT	11-12	-36.4	-1.2	11-97	21.6	20.2	19.9	16.2	18.5	10.3	13.5	16.9	17.1	12.6	12.9	11.0	13.4
	RO	05-09	-18.0	13.5	04-03	67.0	9.8	2.0	3.7	2.0	3.1	3.8	5.1	7.1	9.5	9.3	6.6	7.2
	SI	10-12	-19.6	22.3	10-02	56.8	41.0	40.2	38.3	38.8	36.9	38.4	39.7	40.8	39.4	35.6	38.1	34.4
	SK	04-09	-28.9	17.9	06-03	63.2	-0.8	-8.3	-15.0	-21.0	-9.3	-24.7	-19.2	-10.2	-10.3	10.0	1.6	-18.6
FI	12-01	-92.4	8.3	11-02	112.4	6.1	7.2	5.9	8.8	6.6	4.1	-1.5	-2.4	3.1	0.6	0.6	-5.4	
SE	01-02	-60.2	16.1	02-11	52.9	16.1	17.2	20.3	23.7	20.4	16.3	11.7	11.5	10.1	20.4	18.2	21.2	
UK	03-09	-64.0	-9.1	12-97	26.9	-5.6	-8.1	-8.4	-2.4	-7.7	-8.4	-16.4	-16.0	-21.4	-15.2	-15.7	-20.1	
EVOLUTION OF DEMAND OVER THE PAST 3 MONTHS (Question 2)	EU	03-09	-30.4	8.5	08-98	31.3	13.9	14.1	14.3	14.1	12.6	11.8	9.5	9.3	8.3	8.3	8.0	6.6
	EA	04-09	-26.4	9.0	03-00	35.0	16.1	15.4	15.8	15.3	13.7	14.7	13.3	11.6	12.6	11.1	11.5	12.1
	BE	04-09	-45.0	11.7	05-11	35.7	20.0	9.5	18.2	14.4	15.2	17.9	16.0	8.6	16.6	13.3	6.4	3.5
	BG	06-10	-25.0	4.3	01-07	29.2	16.0	10.8	20.6	14.4	11.3	16.3	14.5	8.0	10.2	6.7	11.4	4.4
	CZ	08-09	-13.0	21.3	04-07	43.9	26.3	27.3	30.7	31.3	26.9	33.4	29.4	30.8	32.3	30.0	27.4	22.5
	DK	04-13	-13.5	6.0	05-10	32.8	9.6	11.1	11.5	11.7	9.4	12.6	11.2	7.9	3.2	9.9	12.4	9.7
	DE	01-03	-26.5	16.6	09-98	41.2	18.2	24.6	24.8	23.2	22.4	26.0	25.0	24.9</				

TABLE 3 (continued): Monthly survey of services (s.a.)

		Since 1990 (*)			2018								2019					
		Min.		Ave.	Max.		Jun	Jul	Aug	Sep	Oct	Nov	Dec	Jan	Feb	Mar	Apr	May
		Date	Value		Date	Value												
EVOLUTION OF DEMAND EXPECTED OVER THE NEXT 3 MONTHS (Question 3)	EU	03-09	-24.3	15.6	12-97	40.7	14.6	17.1	15.7	17.0	17.5	14.7	13.0	13.2	10.3	11.5	14.0	12.6
	EA	03-09	-19.2	15.3	08-00	41.6	16.4	19.5	17.6	18.8	17.7	17.1	15.6	15.6	16.3	15.6	16.5	17.2
Component of the services confidence indicator	BE	02-09	-31.9	22.5	07-00	47.1	15.8	14.7	8.3	19.1	13.3	14.3	9.9	8.4	9.9	9.5	12.2	6.8
	BG	06-10	-1.6	19.4	05-02	49.2	29.1	23.6	30.4	27.6	22.5	25.6	21.5	25.0	26.3	24.1	23.5	22.2
	CZ	06-09	-1.8	24.8	02-07	50.4	23.5	23.8	23.7	26.7	27.0	30.0	26.3	21.5	27.8	26.1	24.4	18.9
	DK	01-12	-7.7	9.8	01-11	35.4	12.9	13.3	11.8	11.2	12.1	11.5	13.1	9.3	3.6	12.8	9.2	9.7
	DE	11-01	-15.7	21.6	09-00	60.0	19.9	31.7	27.9	30.9	27.8	29.0	27.0	24.6	26.0	25.2	28.9	31.2
	EE	03-09	-46.2	7.9	12-05	32.9	14.4	10.7	7.2	7.8	7.8	12.7	5.6	1.3	2.5	2.2	8.7	6.0
	IE	01-09	-5.2	38.5	12-14	65.8	49.0	47.1	46.9	50.1	50.7	42.6	35.2	32.5	45.0	38.0	37.0	32.5
	EL	08-15	-54.1	13.8	09-01	73.5	22.7	16.2	9.7	4.2	9.8	10.3	11.3	0.2	7.5	13.3	12.4	16.7
	ES	02-09	-27.0	23.1	06-98	57.6	29.5	32.8	32.3	27.6	30.7	31.4	19.3	24.6	27.5	24.2	26.2	23.0
	FR	04-09	-28.1	1.4	11-06	17.4	4.2	4.0	3.7	6.2	4.2	3.5	5.5	6.4	4.1	6.9	6.8	7.6
	HR	03-09	-21.8	11.1	03-17	36.3	18.7	14.8	23.2	23.6	18.9	21.6	27.6	19.9	16.8	21.3	26.0	21.8
	IT	04-96	-31.3	10.5	06-98	42.0	8.2	8.3	7.2	4.3	6.3	4.1	5.3	6.8	4.6	1.8	0.9	3.8
	CY	04-13	-54.6	14.3	11-17	60.0	16.4	29.5	33.1	49.9	39.0	35.4	43.4	33.5	28.6	26.9	36.7	30.0
	LV	03-09	-43.3	7.7	12-06	27.8	4.7	4.1	6.6	9.3	10.2	9.2	10.7	8.1	5.7	7.3	8.8	4.7
	LT	03-09	-41.3	9.9	11-18	34.0	31.5	32.3	30.8	32.0	33.5	34.0	33.5	31.2	29.2	27.4	29.3	25.3
	LU	:	:	:	:	:	:	:	:	:	:	:	:	:	:	:	:	:
	HU	03-09	-48.7	-0.8	03-18	31.3	19.2	21.8	17.8	19.9	17.1	20.3	15.1	21.6	22.0	25.4	16.1	21.6
	MT	04-09	-17.7	24.2	08-07	52.6	34.8	37.8	39.7	50.5	34.0	38.9	36.3	31.5	35.3	20.2	16.2	7.1
	NL	02-09	-30.1	15.4	02-07	58.9	20.3	18.9	14.5	17.6	16.4	15.1	16.0	13.3	17.6	17.9	16.3	17.4
	AT	02-09	-30.6	16.1	12-96	36.7	20.2	22.4	23.0	27.8	26.8	17.3	15.1	18.3	15.6	15.4	17.8	15.3
	PL	03-03	-15.1	7.0	12-07	28.2	12.0	12.2	11.6	9.0	9.1	11.1	9.7	5.7	4.8	4.7	2.3	2.4
	PT	09-03	-23.0	6.1	06-01	33.1	15.5	16.4	16.6	16.7	13.6	16.7	16.6	18.5	17.5	18.2	16.5	16.5
	RO	06-09	-22.9	11.8	06-04	51.4	9.9	7.1	4.7	7.0	8.7	6.0	7.5	12.1	12.9	7.6	5.9	6.1
	SI	04-09	-30.0	14.0	07-08	43.2	12.6	17.8	19.7	21.7	19.6	18.6	23.0	22.5	18.5	16.4	16.0	14.4
	SK	03-09	-19.0	27.0	01-02	85.5	10.6	15.6	6.7	11.5	10.1	5.7	5.4	27.0	30.7	21.9	2.2	8.1
	FI	07-02	-41.0	17.3	04-00	51.9	25.4	24.4	26.3	28.4	18.9	22.4	22.1	21.7	26.0	13.6	16.2	17.4
	SE	04-09	-25.7	25.7	02-01	66.0	36.5	32.0	27.9	32.4	26.1	28.2	23.9	19.3	19.4	17.2	22.1	19.8
UK	01-09	-54.1	15.2	10-97	55.7	4.6	6.2	7.4	8.7	16.8	2.3	0.0	2.5	-16.7	-7.2	3.9	-6.7	
EVOLUTION OF EMPLOYMENT OVER THE PAST 3 MONTHS (Question 4)	EU	06-09	-21.5	6.1	02-99	27.9	10.1	8.5	7.7	7.7	8.2	7.3	4.5	5.3	4.9	6.9	7.4	6.9
	EA	04-09	-18.1	6.6	02-99	30.8	13.2	8.9	8.2	8.0	6.3	6.7	5.0	4.8	7.4	7.7	7.6	6.4
	BE	04-09	-46.0	7.0	12-99	33.7	14.2	-8.9	5.9	11.4	12.4	15.3	23.3	6.5	8.5	-4.7	11.2	9.4
	BG	08-12	-30.5	-6.2	02-18	11.3	-0.6	-0.5	-1.1	-4.8	-3.0	2.7	1.2	0.7	-0.8	2.3	1.8	-0.7
	CZ	07-09	-43.9	-5.1	11-02	27.0	0.2	12.5	15.9	5.6	-0.3	-3.1	1.3	1.4	-4.4	-7.0	-3.3	-7.1
	DK	06-12	-17.6	-3.7	04-11	7.8	0.5	-2.0	3.8	-1.2	0.7	-5.4	0.8	-4.1	-3.1	-1.1	-2.2	-0.3
	DE	12-02	-21.3	11.7	03-99	42.3	19.2	14.1	11.0	10.3	11.8	13.3	9.1	9.6	11.7	12.4	13.1	10.7
	EE	02-09	-28.2	3.2	01-11	18.0	-1.1	-2.7	-4.3	0.1	1.8	1.9	-4.8	2.4	4.0	2.5	3.1	5.7
	IE	03-09	-32.5	19.8	03-98	50.0	18.6	18.6	19.7	19.6	18.4	18.7	19.4	19.0	24.9	25.3	18.1	10.2
	EL	06-01	-44.5	-3.3	06-00	41.9	16.7	14.4	8.9	7.6	8.0	9.3	13.9	6.1	8.0	17.4	10.1	8.2
	ES	02-10	-25.7	6.2	08-98	44.0	26.0	16.2	18.4	16.5	5.6	8.6	11.4	8.3	16.0	10.7	8.5	14.3
	FR	05-09	-26.7	2.5	02-01	25.4	8.3	5.4	3.8	2.5	-1.4	-1.9	-6.9	-4.9	1.9	2.8	3.3	0.9
	HR	11-09	-12.0	0.9	05-19	17.0	8.9	7.9	6.3	7.9	8.5	10.4	10.1	6.8	7.4	10.2	11.1	17.0
	IT	02-14	-23.7	1.9	04-06	27.9	1.9	-0.3	-0.7	0.2	-0.7	-0.6	-3.3	-1.4	-3.6	1.0	-1.7	-1.6
	CY	10-12	-19.9	0.5	07-08	36.4	-2.1	-5.7	0.3	-11.2	1.8	9.9	12.6	13.5	1.7	7.9	10.2	-2.5
	LV	08-09	-47.9	0.1	12-06	17.6	-0.9	-1.8	-0.6	0.7	-1.7	0.1	0.7	2.2	0.4	-0.1	1.6	2.2
	LT	08-09	-54.9	1.8	04-07	42.2	17.7	14.0	22.9	17.7	20.7	22.0	17.0	22.8	22.0	16.8	19.2	17.7
	LU	:	:	:	:	:	:	:	:	:	:	:	:	:	:	:	:	:
	HU	04-09	-29.5	-6.2	01-16	13.1	4.4	1.9	2.5	4.0	3.3	4.5	4.5	0.9	2.6	0.6	2.1	-1.9
	MT	03-09	-22.4	12.3	10-18	40.7	11.4	25.3	37.4	29.1	40.7	25.3	30.1	23.3	20.8	21.1	24.3	37.5
	NL	07-09	-37.6	2.1	09-98	51.8	13.5	14.1	13.3	11.3	13.3	11.0	13.0	11.8	12.2	12.2	12.5	9.9
	AT	08-09	-22.8	8.9	01-13	27.1	14.8	18.8	12.4	22.1	20.3	17.1	17.3	19.7	13.7	18.9	13.9	10.4
	PL	01-04	-17.0	-1.3	01-08	12.8	4.8	4.0	3.4	3.3	3.1	2.9	3.2	-2.3	-0.2	-1.0	-1.2	-1.3
	PT	05-03	-38.6	-6.2	07-98	23.3	3.8	8.8	6.1	10.8	5.0	6.7	5.6	9.9	10.9	7.3	8.5	7.9
	RO	01-03	-28.8	-1.1	12-04	23.7	3.7	-1.0	-0.2	1.3	1.6	1.0	-1.0	4.2	1.5	-0.3	-0.6	-0.1
	SI	04-10	-36.7	-1.9	04-08	26.3	11.2	7.9	6.2	6.8	6.1	7.3	15.9	9.6	15.0	10.6	10.8	13.9
	SK	12-04	-67.6	-22.0	06-16	18.1	-8.8	-24.9	-25.1	-28.2	-22.5	-25.6	-29.4	-23.3	-36.7	-37.9	-21.5	-20.1
FI	07-03	-36.6	11.9	11-97	88.0	11.7	4.1	11.6	16.2	17.9	8.7	13.5	7.9	10.4	14.7	9.6	6.3	
SE	04-03	-39.9	4.8	01-01	42.1	16.0	15.0	13.1	18.2	12.3	17.0	16.7	14.7	9.6	13.0	12.0	12.8	
UK	07-09	-41.4	6.6	08-15	42.2	-0.7	8.7	6.5	7.7	18.3	11.8	2.1	8.7	-4.4	5.4	9.6	11.7	
EVOLUTION OF EMPLOYMENT EXPECTED OVER THE NEXT 3 MONTHS (Question 5)	EU	02-09	-20.4	7.3	10-99	23.4	12.7	12.1	13.4	12.5	12.8	13.1	10.9	9.6	7.9	8.0	11.0	9.8
	EA	04-09	-16.2	6.2	01-01	21.9	13.5	12.0	13.3	12.4	12.2	12.5	9.8	9.3	10.0	10.0	10.4	9.5
	BE	03-09	-33.9	17.6	12-99	45.2	17.7	15.1	14.7	8.3	13.0	15.4	12.4	10.9	17.8	21.0	15.5	11.0
	BG	05-02	-30.9	-4.5	04-08	15.4	10.1	3.3	11.8	15.1	7.2	6.2	5.1	4.2	6.6	6.6	6.7	9.1
	CZ	06-13	-33.5	-7.7	05-16	24.7	9.6	6.7	9.0	2.5	-4.5	-5.2	-11.2	-14.8	-8.1	-13.2	-10.7	-6.9
	DK	01-12	-19.0	-2.5	01-11	13.4	0.7	-2.2	-0.9	-2.3	1.6	-2.9	1.3	-3.7	-2.9	-1.0	-1.9	-2.9
	DE	02-09	-13.9	6.4	08-18	23.1	19.7	19.7	23.1	21.8	21.4	17.9	19.2	17.5	19.2	17.1	17.3	14.7

TABLE 3 (continued): Monthly survey of services (s.a.)

		Since 1990 (*)			2018								2019					
		Min.		Ave.	Max.		Jun	Jul	Aug	Sep	Oct	Nov	Dec	Jan	Feb	Mar	Apr	May
		Date	Value		Date	Value												
SELLING-PRICE EXPECTATIONS (Question 6)	EU	02-09	-12.3	3.9	12-07	13.1	10.3	9.7	9.2	10.4	10.2	10.7	12.1	11.4	9.8	9.9	9.1	8.0
	EA	07-09	-9.1	4.0	12-07	13.9	9.6	9.3	9.4	8.4	8.8	10.1	11.1	11.5	9.2	10.4	10.1	8.4
	BE	01-10	-13.8	6.7	07-08	28.8	17.0	15.0	13.2	13.0	15.3	15.6	16.5	17.2	9.5	10.5	5.6	7.3
	BG	01-11	-11.9	6.0	07-04	37.5	5.8	5.8	6.1	7.3	6.5	10.1	8.3	7.2	6.1	8.2	10.2	5.2
	CZ	02-13	-8.3	4.7	01-04	23.6	8.1	7.0	11.8	13.4	17.4	14.8	12.6	19.7	16.9	11.3	3.9	10.7
	DK	01-13	-7.4	0.5	12-10	16.2	4.2	0.8	3.4	3.6	1.8	2.3	4.1	3.1	2.4	3.1	3.1	-0.4
	DE	04-03	-8.5	12.1	01-19	26.3	22.2	24.7	23.4	23.2	23.4	23.9	24.6	26.3	23.1	23.3	24.6	17.6
	EE	03-09	-31.5	9.4	01-18	26.8	16.5	19.3	18.0	14.1	21.7	17.8	16.8	19.0	17.8	20.7	17.5	17.6
	IE	08-09	-51.0	0.8	11-18	29.9	24.9	19.8	18.5	13.7	24.6	29.9	27.7	27.9	27.7	24.9	21.8	23.9
	EL	09-12	-40.2	-4.0	06-06	24.2	-1.1	0.6	-3.5	-5.2	-4.4	-2.1	6.8	-2.0	-8.1	4.2	2.3	1.1
	ES	11-11	-17.9	3.1	09-04	20.3	8.5	10.4	10.2	3.9	4.8	9.4	4.9	11.7	7.7	8.3	9.5	8.5
	FR	07-09	-21.0	-2.9	04-90	16.6	-4.4	-5.3	-1.3	-2.7	-3.6	-2.6	0.2	-1.5	-2.7	-1.2	-2.5	-1.6
	HR	03-10	-10.6	-0.2	07-08	25.4	2.8	3.8	1.7	5.1	6.0	7.5	4.2	3.1	10.2	8.7	15.7	8.9
	IT	04-13	-15.6	-0.5	05-04	17.7	5.5	0.9	0.2	1.2	0.3	-0.6	1.3	-0.6	-0.5	2.8	3.2	3.9
	CY	04-13	-38.9	1.1	06-03	72.7	-10.0	-1.3	-2.8	-7.0	2.6	5.1	7.9	10.1	7.3	4.5	-1.1	1.2
	LV	12-09	-31.1	6.3	12-07	35.8	3.8	2.7	2.1	3.2	2.7	4.5	2.6	6.9	5.2	5.6	6.3	5.6
	LT	06-09	-23.0	1.0	08-06	20.8	9.3	7.2	10.1	10.7	10.8	11.5	9.8	9.5	7.6	7.1	6.2	6.4
	LU	:	:	:	:	:	:	:	:	:	:	:	:	:	:	:	:	:
	HU	02-09	-8.5	6.5	09-06	28.0	14.9	20.5	21.8	18.8	21.9	24.1	23.5	21.8	4.2	23.3	23.6	18.0
	MT	11-16	-45.0	2.5	11-18	39.0	-0.5	10.3	16.2	14.3	15.1	39.0	15.1	14.9	10.8	16.2	3.5	4.0
	NL	08-09	-5.5	9.2	01-07	30.7	10.4	10.7	10.5	10.6	12.4	14.3	16.4	18.5	14.9	14.3	12.4	12.3
	AT	05-09	-10.3	10.0	11-07	30.4	15.1	15.4	14.8	11.8	14.8	15.4	15.9	14.5	14.2	14.8	13.6	11.8
	PL	07-13	-10.6	1.2	04-08	16.8	3.5	4.1	3.6	3.9	4.8	4.1	3.6	5.0	3.2	4.0	2.2	1.7
	PT	11-03	-17.1	-0.4	11-05	13.7	4.5	4.9	4.5	5.2	5.2	6.1	6.8	8.0	5.0	2.7	5.1	3.1
	RO	06-10	-8.7	12.0	04-04	54.5	5.5	3.6	3.7	2.0	4.3	4.4	2.9	9.0	10.6	7.9	9.7	7.3
	SI	02-10	-16.4	1.6	01-08	23.1	5.8	6.6	7.1	5.8	9.2	6.1	6.4	8.3	9.0	8.0	10.4	9.8
	SK	12-10	-17.5	10.7	07-02	68.9	22.5	6.7	4.7	8.3	5.0	2.9	5.3	14.6	17.3	25.3	16.6	4.9
FI	07-04	-25.1	8.7	01-08	40.7	6.2	3.2	5.6	9.8	6.7	17.2	20.1	11.5	10.9	9.2	11.7	6.9	
SE	04-09	-17.0	9.4	11-07	32.4	7.4	12.8	5.7	8.8	9.4	11.8	9.3	12.4	13.4	12.3	7.2	7.8	
UK	02-09	-34.3	2.5	01-18	23.8	15.7	12.9	10.2	20.7	17.0	14.4	18.7	12.7	13.1	8.5	6.3	7.8	

(a) The indicator is the arithmetic average of the balances (%) for the questions on business situation and recent and expected evolution of demand.

(*) Minimum, maximum and averages are calculated over the period of availability which is not necessarily as from 01/1990.

TABLE 4: Monthly survey of consumers (s.a.) ^(a)

		Since 1990 ^(*)				2018							2019					
		Min.		Ave.	Max.		Jun	Jul	Aug	Sep	Oct	Nov	Dec	Jan	Feb	Mar	Apr	May
		Date	Value		Date	Value												
CONSUMER CONFIDENCE INDICATOR ^(b)	FI ^(c)	02-09	-23.3	-10.0	05-00	-1.3	-4.6	-4.0	-4.5	-5.1	-5.0	-5.8	-7.2	-7.4	-6.8	-6.8	-7.3	-6.2
	EA ^(c)	03-09	-23.9	-10.7	05-00	-1.4	-4.8	-4.7	-4.9	-5.6	-5.3	-6.1	-7.8	-7.4	-6.9	-6.6	-7.3	-6.5
	BE	12-93	-20.3	-7.5	11-00	5.4	-7.1	-6.1	-7.3	-6.2	-5.0	-6.8	-10.2	-11.2	-11.1	-9.3	-8.8	-8.4
	BG	10-12	-38.6	-25.2	07-01	-8.0	-17.4	-19.9	-18.4	-19.0	-22.8	-27.2	-24.5	-26.0	-26.6	-25.4	-26.2	-25.5
	CZ	02-98	-33.1	-11.5	03-18	7.2	5.7	5.4	3.4	4.9	3.6	1.2	4.5	3.4	3.7	1.7	0.6	0.1
	DK	10-08	-6.4	3.6	04-04	11.5	8.0	7.8	5.3	7.5	5.4	5.6	4.7	3.9	3.1	4.0	3.1	6.0
	DE ^(c)	12-02	-24.9	-8.9	02-11	3.6	0.4	-0.6	0.7	1.2	0.9	0.8	-0.4	-0.4	-0.2	-0.1	-0.7	-1.4
	EE	10-92	-47.6	-10.4	02-07	13.5	-1.1	0.3	0.2	0.6	-1.0	-2.8	-1.0	-0.7	0.6	0.8	-1.7	1.2
	IE	05-09	-35.5	-3.4	01-00	15.5	9.2	10.4	8.4	9.7	6.4	6.5	4.6	0.8	-1.3	-1.5	-2.0	3.2
	EL	02-12	-80.8	-34.3	04-00	3.2	-48.9	-46.5	-45.0	-42.7	-34.1	-32.7	-31.0	-28.3	-33.3	-31.6	-30.9	-29.5
	ES	08-12	-41.7	-12.7	10-99	2.5	-0.8	-1.4	-3.3	-6.4	-6.5	-4.9	-7.2	-6.9	-5.4	-2.0	-6.1	-3.7
	FR	05-13	-22.3	-9.6	01-01	2.4	-9.7	-8.8	-9.6	-12.6	-10.9	-13.9	-17.5	-13.8	-11.6	-10.8	-11.1	-9.5
	HR	08-09	-42.9	-22.4	05-19	-2.4	-8.1	-6.9	-6.2	-7.6	-6.2	-5.4	-6.0	-7.3	-7.6	-6.2	-3.4	-2.4
	IT	12-12	-32.0	-13.6	07-01	-1.4	-9.4	-8.8	-9.5	-9.9	-9.5	-10.7	-10.2	-10.5	-11.8	-13.1	-13.4	-12.1
	CY	04-13	-59.4	-19.6	02-18	3.8	-0.4	-8.5	-3.4	-2.6	-2.4	-5.8	-5.9	-3.8	-7.0	-7.6	-7.3	-8.8
	LV	06-09	-47.5	-6.5	09-06	15.4	-6.9	-7.2	-4.3	-4.2	-4.3	-5.9	-3.4	-4.6	-6.6	-3.4	-2.5	-3.6
	LT	11-09	-37.3	-6.9	03-07	12.9	-0.4	1.9	1.8	3.0	1.0	2.4	-0.3	2.6	5.2	5.0	5.2	6.3
	LU	12-08	-21.7	-6.8	02-02	4.0	-3.1	0.3	-1.3	-1.9	-2.0	0.1	-0.5	-0.3	-0.7	0.9	1.2	0.3
	HU	06-95	-60.9	-25.5	08-02	7.0	1.4	-0.6	-4.3	-3.4	-4.1	-5.9	-5.2	-6.2	-4.4	-4.4	-4.8	-5.0
	MT	06-12	-35.4	-12.0	02-18	17.8	8.7	10.9	6.7	9.5	7.3	9.3	7.5	4.2	6.4	-0.6	3.2	6.6
	NL	02-13	-27.2	-4.2	04-00	9.6	2.5	4.0	2.0	2.0	-0.8	-1.8	-3.8	-8.1	-6.3	-8.3	-7.9	-7.8
	AT	01-09	-23.1	-8.9	12-17	4.0	-0.2	0.2	0.2	0.8	-0.1	0.1	-0.6	-1.8	-1.6	-1.4	-3.4	0.0
	PL	09-01	-26.6	-8.2	03-19	6.4	5.4	5.6	2.9	4.0	3.0	3.7	1.8	2.2	5.9	6.4	2.2	2.6
	PT	10-12	-46.3	-15.1	09-91	6.5	-4.5	-5.0	-5.2	-4.6	-4.7	-4.5	-6.6	-8.2	-9.1	-10.9	-8.0	-9.7
	RO	06-10	-52.6	-17.3	03-17	-1.2	-17.9	-13.7	-15.4	-11.9	-11.1	-12.9	-13.1	-14.8	-14.3	-13.7	-12.6	-9.9
	SI	09-12	-42.9	-16.2	04-18	-2.9	-3.8	-5.5	-7.6	-11.8	-10.3	-8.5	-9.9	-7.9	-6.8	-7.4	-9.3	-7.9
	SK	09-99	-42.0	-19.6	04-07	2.4	-9.1	-8.5	-6.9	-8.0	-8.0	-7.8	-7.7	-10.6	-7.8	-8.3	-7.6	-8.6
	FI	12-08	-10.1	1.7	12-17	10.5	4.3	4.7	5.6	5.9	4.0	2.8	1.3	0.3	0.4	0.4	0.6	-2.7
	SE	03-96	-10.3	2.0	06-10	10.5	0.5	0.3	2.3	3.0	0.6	1.0	-0.1	-1.4	-1.0	-0.5	0.7	-2.0
	UK	01-09	-30.1	-8.6	09-02	3.6	-7.0	-4.4	-5.6	-7.0	-7.0	-8.1	-9.2	-11.3	-10.8	-11.7	-11.1	-8.3
	FINANCIAL SITUATION OF HOUSEHOLDS OVER LAST 12 MONTHS (Question 1)	FI ^(c)	02-13	-20.8	-10.0	05-00	-1.0	-2.9	-2.1	-2.5	-2.8	-3.1	-3.2	-3.8	-3.4	-2.7	-2.6	-2.5
EA ^(c)		07-08	-22.4	-10.8	05-90	0.4	-4.5	-4.1	-4.9	-5.0	-5.1	-4.9	-6.0	-5.3	-4.7	-4.3	-4.3	-3.5
BE		12-08	-16.5	-7.2	11-00	3.5	-7.3	-7.9	-9.0	-8.5	-6.3	-5.6	-9.5	-9.8	-9.3	-7.8	-6.5	-7.5
BG		10-12	-45.8	-30.7	06-18	-12.5	-12.5	-17.9	-18.1	-16.2	-21.1	-24.3	-22.9	-24.2	-24.9	-19.7	-21.5	-20.8
CZ		05-12	-33.1	-12.3	02-19	12.5	7.7	8.4	5.2	8.7	6.8	6.8	6.4	8.8	12.5	10.3	9.1	6.8
DK		02-12	-5.8	5.3	02-05	15.8	6.2	7.9	6.4	6.5	4.6	8.3	4.9	6.7	5.7	5.5	8.0	9.6
DE ^(c)		12-02	-28.2	-3.5	05-19	11.9	9.9	9.3	9.6	10.7	9.7	9.6	9.1	9.8	10.1	10.5	10.7	11.9
EE		04-93	-54.1	-12.2	03-07	18.0	2.3	3.9	1.4	3.0	0.0	1.2	1.3	3.6	2.5	5.0	3.5	4.7
IE		02-11	-49.8	-8.6	04-00	16.4	8.1	10.4	5.5	7.2	7.4	4.7	5.9	4.0	2.4	3.5	4.2	6.2
EL		04-12	-86.0	-39.8	04-00	-6.2	-43.7	-46.0	-44.6	-45.1	-40.0	-38.9	-36.9	-35.5	-35.6	-35.2	-35.1	-33.9
ES		11-12	-44.7	-14.1	04-00	3.8	-7.3	-7.5	-7.7	-9.8	-10.4	-9.3	-8.3	-8.1	-6.6	-3.0	-7.2	-5.8
FR		08-08	-23.5	-12.5	01-01	-2.1	-16.7	-16.5	-18.8	-19.2	-18.3	-17.7	-22.2	-19.9	-17.4	-17.9	-15.6	-15.2
HR		03-11	-43.4	-23.5	05-19	1.9	-7.6	-4.8	-3.9	-2.8	-1.4	-0.4	-0.9	-3.2	-1.5	-2.6	0.9	1.9
IT		01-13	-40.2	-17.7	05-90	-0.9	-9.8	-7.9	-9.0	-10.1	-10.0	-9.5	-10.2	-10.4	-10.8	-11.5	-12.5	-11.3
CY		09-13	-53.4	-23.5	02-18	-0.4	-4.5	-9.2	-6.8	-4.5	-5.4	-5.3	-7.5	-5.8	-9.6	-6.4	-3.8	-7.3
LV		10-09	-64.3	-10.4	09-06	9.4	0.4	0.9	3.3	1.4	3.0	1.1	5.7	2.3	-1.1	4.1	5.4	4.7
LT		03-10	-45.6	-13.4	03-07	14.6	-7.6	-4.8	-5.1	-3.1	-4.7	-2.2	-3.4	-2.1	1.1	3.0	1.9	3.4
LU		08-08	-11.0	-2.3	01-02	7.7	1.7	3.8	3.0	4.1	4.8	4.2	1.0	3.3	-0.1	0.7	2.4	4.8
HU		11-95	-64.7	-32.0	06-18	4.4	4.4	1.8	-1.4	-1.2	-2.4	-1.8	-2.6	-1.5	-0.6	-2.4	-2.1	-2.3
MT		08-12	-54.4	-20.4	02-18	22.2	17.8	17.3	14.3	15.4	16.4	17.3	14.9	14.8	18.2	11.1	16.3	12.3
NL		06-13	-27.4	-1.3	12-99	21.1	-1.6	0.3	0.5	0.1	-1.5	-4.1	-2.8	-2.6	-4.3	-4.9	-5.0	-6.7
AT		06-08	-27.8	-11.1	05-19	3.1	-2.7	0.4	-1.2	-1.2	-1.3	-1.1	0.1	-0.9	0.1	-0.8	-0.7	3.1
PL		08-01	-34.5	-11.5	07-18	10.0	8.3	10.0	7.3	7.0	6.7	7.8	4.3	3.8	8.7	9.1	7.0	7.6
PT		03-13	-41.7	-15.7	01-92	2.9	-3.2	-4.1	-4.1	-3.6	-3.6	-4.4	-2.6	-3.7	-4.1	-2.8	-3.3	
RO		12-10	-54.3	-19.7	09-17	5.2	-7.3	-3.9	-4.1	-2.0	-1.1	-4.6	-2.6	-4.0	-3.3	-4.5	-3.8	-1.9
SI		01-08	-48.1	-26.9	02-19	-4.2	-5.7	-7.0	-7.6	-9.3	-6.8	-5.5	-7.9	-7.1	-4.2	-4.3	-4.4	-4.7
SK		10-99	-43.0	-17.6	04-07	4.8	-6.6	-4.7	-3.7	-4.9	-3.7	-2.7	-3.0	-5.4	-3.5	-3.7	-2.4	-4.9
FI		04-93	-21.7	1.5	04-05	9.4	6.8	6.8	7.7	7.0	8.0	7.3	5.5	5.8	7.3	8.8	7.9	8.0
SE		11-95	-12.9	4.6	04-07	13.0	5.5	5.8	9.5	8.9	7.0	6.3	6.3	8.2	6.3	9.3	9.9	7.3
UK		05-90	-32.4	-8.0	06-02	7.0	-1.2	1.6	2.8	1.1	0.3	-1.1	0.8	-0.3	0.0	-0.9	-0.4	1.8
FINANCIAL SITUATION OF HOUSEHOLDS OVER NEXT 12 MONTHS (Question 2)		FI ^(c)	07-08	-11.9	-1.1	04-01	6.3	2.6	3.2	2.8	1.9	2.0	1.9	0.5	1.1	1.8	1.9	1.4
	EA ^(c)	11-12	-12.5	-2.0	03-00	5.8	1.1	1.2	1.2	0.3	0.6	0.3	-0.7	0.5	1.2	1.5	1.0	2.0
	BE	12-93	-8.9	0.9	08-00	13.2	-3.3	-1.5	-1.3	-1.8	0.4	-1.5	-1.8	-3.3	-2.9	-1.8	-1.3	-2.2
	BG	10-12	-34.0	-18.9	07-01	3.2	-12.3	-14.5	-13.8	-14.1	-18.8	-24.1	-22.0	-24.8	-25.2	-23.8	-23.8	-23.3
	CZ	02-98	-31.7	-5.2	05-18	15.2	13.4	14.2	12.4	12.0	12.1	11.1	13.9	13.3	13.8	10.1	9.9	9.7
	DK	12-90	1.8	12.4	10-00	38.7	15.6	16.5	12.7	14.2	11.5	14.1	12.2	13.1	11.1	13.0	10.0	13.8
	DE ^(c)	02-94	-11.8	1.5	03-19	10.1	9.4	8.8	8.7	9.6	9.5	9.4	8.9	9.7	9.9	10.1	9.5	9.3
	EE	04-93	-38.3	-4.3	04-06	17.3	5.9	5.4	3.6	6.3	2							

TABLE 4 (continued) : Monthly survey of consumers (s.a.) ^(a)

		Since 1990 (*)			2018								2019					
		Min.		Ave.	Max.		Jun	Jul	Aug	Sep	Oct	Nov	Dec	Jan	Feb	Mar	Apr	May
		Date	Value		Date	Value												
GENERAL ECONOMIC SITUATION OVER NEXT 12 MONTHS (Question 4)	EU ⁽⁶⁾	03-09	-41.9	-14.0	03-15	-0.6	-7.4	-6.9	-7.8	-8.7	-9.0	-11.5	-15.3	-16.4	-15.3	-14.8	-16.4	-15.0
	EA ⁽⁶⁾	03-09	-46.5	-14.9	01-18	2.9	-4.2	-4.4	-4.4	-5.4	-6.2	-9.0	-12.9	-13.2	-12.2	-11.2	-13.6	-12.5
	BE	07-93	-45.5	-8.2	06-00	19.6	-3.8	0.4	-3.8	0.8	0.2	-3.1	-10.6	-15.0	-13.9	-12.6	-14.4	-10.5
	BG	04-09	-42.8	-20.3	07-01	15.6	-16.4	-20.0	-20.5	-22.1	-24.7	-32.5	-28.3	-32.0	-33.3	-31.3	-31.9	-31.4
	CZ	05-12	-45.9	-9.6	02-18	11.2	8.7	8.3	5.7	4.8	7.0	-2.8	0.7	-5.0	-7.3	-7.1	-11.9	-11.2
	DK	09-08	-22.9	2.2	03-15	24.1	11.5	9.2	6.1	9.9	9.9	5.8	5.2	0.8	2.5	0.0	-1.9	1.0
	DE ⁽⁶⁾	03-09	-62.7	-21.8	11-10	10.6	-12.6	-14.4	-10.3	-7.8	-10.2	-11.4	-13.2	-16.4	-16.5	-15.8	-18.1	-19.7
	EE	04-93	-38.3	-0.8	12-06	26.9	10.4	8.2	7.2	10.9	7.8	3.2	4.8	6.4	9.6	8.9	4.1	6.3
Component of the consumer confidence indicator	IE	03-09	-58.5	0.0	12-15	37.7	20.3	21.1	17.7	18.9	7.7	11.1	5.3	-4.2	-12.2	-11.5	-12.6	1.2
	EL	10-11	-88.7	-32.2	01-00	17.2	-52.6	-46.4	-42.0	-40.5	-32.5	-29.9	-24.1	-24.6	-28.8	-25.0	-24.7	-22.2
	ES	02-09	-48.2	-7.3	12-15	21.5	10.4	8.6	3.4	-3.2	-2.2	-0.9	-8.7	-5.6	-4.0	2.6	-3.8	0.5
	FR	11-11	-46.6	-19.4	06-17	6.7	-11.1	-10.3	-10.3	-17.5	-15.1	-25.4	-31.6	-24.5	-19.3	-16.9	-19.5	-17.6
	HR	08-09	-53.7	-23.4	11-15	-0.9	-10.0	-8.2	-10.6	-17.8	-12.5	-11.9	-15.3	-16.0	-17.6	-15.2	-9.6	-7.9
	IT	06-12	-44.8	-10.3	11-15	14.9	1.0	-0.2	-2.2	-2.1	-3.0	-5.3	-5.9	-5.5	-7.7	-9.7	-11.3	-9.1
	CY	04-13	-66.5	-20.0	02-18	22.5	14.2	-0.8	5.0	7.0	12.0	5.5	7.4	9.1	3.9	2.0	-0.9	0.4
	LV	07-09	-53.5	-6.2	09-06	17.2	-12.9	-8.5	-4.7	-7.6	-2.8	-7.5	-5.9	-5.8	-8.5	-3.8	-7.0	-8.4
	LT	01-09	-58.1	-4.9	06-07	17.9	1.6	4.2	4.9	6.2	2.9	0.6	-1.7	2.9	8.0	8.6	8.6	11.2
	LU	12-08	-44.3	-9.7	01-18	16.3	2.1	5.4	3.1	3.7	5.2	7.3	9.5	5.5	3.3	3.3	3.6	1.3
	HU	04-09	-66.5	-17.2	08-02	19.2	2.8	-1.6	-4.6	-2.9	-4.8	-7.5	-6.8	-9.8	-7.2	-5.9	-4.1	-6.3
	MT	04-11	-36.1	-6.4	03-18	34.2	26.2	28.3	27.1	29.5	30.4	25.6	24.9	22.5	23.8	23.9	27.0	22.7
	NL	03-09	-44.2	-0.6	10-06	29.8	17.6	21.2	16.6	17.6	9.9	9.7	1.8	-8.7	-4.6	-8.0	-8.6	-6.1
	AT	01-09	-40.3	-5.4	12-17	21.1	10.3	7.1	7.5	13.0	8.7	9.6	7.4	2.7	1.2	3.0	-2.9	-0.7
	PL	08-01	-35.2	-11.2	04-08	13.5	6.1	5.1	2.3	5.6	3.2	2.7	0.0	3.1	8.8	6.1	1.4	2.5
	PT	09-11	-68.8	-16.6	10-17	16.7	3.7	5.4	2.7	3.5	4.1	6.3	1.0	-3.6	-4.7	-8.7	-4.6	-8.5
	RO	06-10	-64.1	-14.7	01-05	12.2	-31.1	-25.5	-26.9	-23.4	-21.8	-24.0	-26.0	-27.0	-29.0	-28.8	-23.8	-21.1
	SI	09-12	-52.7	-12.3	11-17	11.7	6.3	5.0	-3.3	-12.5	-8.6	-6.1	-5.8	-4.4	-4.1	-2.8	-7.8	-5.9
	SK	04-09	-53.5	-21.4	12-06	15.4	-8.9	-8.3	-9.0	-7.3	-7.9	-8.4	-8.8	-15.3	-10.2	-11.1	-10.8	-9.1
	FI	12-08	-27.9	4.0	01-95	28.3	9.0	10.7	11.7	12.2	5.4	2.2	0.1	-3.9	-6.0	-5.4	-5.6	-13.0
	SE	09-96	-29.8	-0.4	04-10	30.8	-5.1	-4.7	-5.3	-2.1	-7.7	-5.6	-12.5	-15.8	-13.0	-14.2	-14.6	-15.1
	UK	07-08	-50.1	-12.8	06-97	13.5	-24.8	-20.1	-24.4	-27.4	-25.4	-27.4	-31.3	-34.9	-34.1	-34.9	-33.3	-30.3
MAJOR PURCHASES OVER NEXT 12 MONTHS (Question 9)	EU ⁽⁶⁾	01-09	-24.8	-14.9	03-00	-7.3	-10.7	-10.3	-10.5	-10.9	-10.0	-10.3	-10.3	-11.0	-11.2	-11.5	-11.6	-11.1
	EA ⁽⁶⁾	08-13	-24.9	-15.2	03-00	-8.7	-11.7	-11.5	-11.5	-12.4	-10.8	-10.8	-11.4	-11.5	-11.9	-12.4	-12.3	-12.2
	BE	10-96	-28.7	-15.7	10-03	-5.9	-14.2	-15.4	-15.1	-15.3	-14.5	-17.1	-18.8	-16.8	-18.3	-15.2	-13.2	-13.5
	BG	04-03	-46.8	-30.8	08-08	-5.9	-28.3	-27.2	-21.1	-23.6	-26.4	-28.0	-24.8	-23.0	-23.2	-26.6	-27.4	-26.4
	CZ	01-01	-36.2	-18.8	05-07	-0.3	-6.8	-9.3	-9.7	-5.9	-11.4	-10.4	-3.0	-3.6	-4.2	-6.4	-4.7	-4.9
	DK	01-93	-14.2	-5.4	03-06	3.9	-1.5	-2.4	-4.1	-0.5	-4.6	-5.8	-3.6	-5.1	-6.9	-2.5	-3.7	-0.2
Component of the consumer confidence indicator	DE ⁽⁶⁾	02-03	-26.9	-11.8	01-90	-1.5	-5.0	-6.1	-5.1	-7.7	-5.4	-4.3	-6.3	-4.7	-4.5	-5.0	-5.1	-7.1
	EE	10-92	-64.3	-25.1	09-06	-0.3	-23.2	-16.3	-11.3	-17.9	-14.8	-18.9	-16.1	-19.2	-16.1	-19.8	-19.3	-15.4
	IE	02-11	-25.8	-9.1	12-00	5.2	-5.7	-4.1	-5.9	-2.4	-3.1	-5.9	-5.6	-7.3	-6.4	-7.3	-10.1	-7.1
	EL	01-13	-81.2	-36.7	06-03	4.8	-53.9	-47.6	-54.1	-47.0	-33.2	-32.4	-32.9	-26.9	-41.5	-39.5	-38.8	-38.4
	ES	08-12	-53.8	-27.1	11-00	-7.1	-11.7	-11.9	-12.7	-13.8	-15.2	-12.1	-13.1	-17.0	-15.1	-15.3	-16.3	-14.4
	FR	05-08	-8.0	-2.0	09-99	1.2	-1.5	-0.7	-1.6	-2.6	-0.3	-1.0	-1.9	-1.2	-1.4	-1.0	-2.5	-1.1
	HR	03-11	-50.2	-33.0	04-19	-12.3	-17.9	-18.1	-16.3	-15.0	-15.7	-16.6	-14.9	-16.9	-17.7	-12.5	-12.3	-13.2
	IT	08-13	-58.1	-23.2	12-06	-8.0	-28.2	-26.5	-25.2	-25.9	-23.0	-25.2	-22.4	-24.4	-26.7	-27.8	-26.4	-25.2
	CY	04-13	-79.8	-20.2	03-03	40.0	-15.3	-24.1	-14.2	-17.1	-17.5	-22.8	-25.8	-22.5	-22.2	-26.5	-26.0	-28.7
	LV	06-09	-45.1	-11.0	06-06	22.9	-21.8	-25.3	-25.2	-19.9	-25.2	-22.8	-23.5	-21.8	-21.3	-21.8	-15.8	-18.9
	LT	11-09	-38.1	-5.8	03-08	16.6	2.0	4.8	1.9	2.2	1.2	7.0	2.4	3.8	4.5	1.8	1.6	3.7
	LU	02-14	-32.7	-15.8	04-19	-4.3	-19.6	-14.1	-16.5	-17.7	-23.5	-16.8	-16.1	-15.3	-11.4	-4.9	-4.3	-9.8
	HU	06-95	-68.6	-34.9	12-17	-6.6	-8.8	-7.3	-13.2	-11.5	-10.6	-14.6	-12.3	-14.3	-10.9	-11.9	-12.1	-11.7
	MT	03-19	-48.6	-9.4	11-13	3.9	-25.7	-20.8	-30.6	-22.1	-34.9	-22.9	-25.4	-33.8	-32.9	-48.6	-42.9	-20.4
	NL	03-03	-32.4	-19.9	07-18	-11.0	-11.8	-11.0	-14.6	-13.6	-14.1	-15.5	-15.0	-17.6	-17.1	-20.2	-17.4	-17.9
	AT	01-09	-27.6	-16.3	11-00	-3.9	-11.4	-11.4	-8.8	-10.9	-10.8	-11.3	-14.0	-11.9	-12.8	-13.0	-13.4	-11.8
	PL	09-01	-25.7	-4.7	03-19	2.6	1.9	2.0	-0.8	-2.6	-1.8	-1.1	-1.1	-2.5	0.5	2.6	-3.7	-5.9
	PT	05-13	-49.1	-21.9	06-90	14.1	-24.3	-24.1	-25.3	-22.6	-24.7	-26.7	-28.9	-29.7	-31.2	-28.1	-27.9	-27.9
	RO	09-10	-50.6	-29.2	08-04	-15.6	-27.3	-24.1	-28.9	-23.3	-23.3	-23.7	-24.8	-27.0	-24.4	-21.1	-23.9	-19.2
	SI	09-16	-34.6	-12.6	08-07	4.3	-19.1	-19.5	-19.7	-21.4	-23.3	-23.4	-24.8	-19.2	-19.5	-21.6	-23.0	-19.7
	SK	10-99	-40.9	-25.7	12-16	-12.9	-19.6	-19.1	-14.8	-18.9	-19.7	-19.2	-18.5	-19.2	-17.3	-18.1	-16.6	-19.2
	FI	11-08	-17.7	-9.1	12-17	-3.0	-10.0	-9.6	-7.8	-6.7	-8.1	-9.6	-10.7	-11.7	-7.4	-11.3	-8.2	-14.8
	SE	10-08	-17.0	-5.6	09-96	7.2	-9.5	-10.8	-6.5	-6.6	-7.6	-8.0	-7.3	-8.6	-7.8	-7.4	-5.2	-9.8
	UK	02-09	-39.7	-15.5	03-00	0.6	-8.2	-7.3	-7.9	-6.9	-7.5	-9.1	-7.5	-10.3	-10.1	-11.3	-10.7	-8.5
GENERAL ECONOMIC SITUATION OVER LAST 12 MONTHS (Question 3)	EU ⁽⁶⁾	05-09	-68.5	-29.4	02-18	-4.8	-7.1	-6.6	-7.8	-9.5	-9.7	-11.8	-15.5	-16.6	-16.4	-16.6	-18.1	-17.1
	EA ⁽⁶⁾	03-09	-69.2	-30.9	01-18	-0.2	-3.3	-3.5	-4.8	-6.9	-7.2	-10.3	-14.8	-14.8	-15.2	-15.0	-17.5	-15.6
	BE	02-09	-75.7	-24.5	12-00	22.4	-0.8	1.4	-3.5	-3.6	-3.5	-5.7	-13.4	-17.4	-16.3	-15.6	-17.9	-16.7
	BG	03-10	-59.5	-37.5	08-01	-8.8	-22.8	-25.9	-27.2	-28.6	-31.8	-38.2	-35.2	-36.6	-35.1	-33.4	-37.0	-36.3
	CZ	08-12	-60.0	-18.7	05-18</													

TABLE 4 (continued) : Monthly survey of consumers (s.a.) ^(a)

		Since 1990 ^(*)			2018								2019						
		Min.		Ave.	Max.		Jun	Jul	Aug	Sep	Oct	Nov	Dec	Jan	Feb	Mar	Apr	May	
		Date	Value		Date	Value													
MAJOR PURCHASES AT PRESENT (Question 8)	FI ⁽⁶⁾	10-08	-37.8	-14.2	01-00	2.0	-2.9	-2.1	-1.8	-2.2	-2.1	-3.8	-6.2	-6.4	-6.1	-6.6	-5.9	-5.4	
	EA ⁽⁶⁾	10-08	-39.8	-18.1	03-99	-0.1	-3.4	-3.4	-3.4	-4.1	-3.4	-5.1	-9.2	-8.0	-9.5	-9.0	-7.3	-7.0	
	BE	06-97	-40.4	-0.5	09-07	26.1	11.0	11.6	11.1	8.9	8.3	8.1	4.3	6.1	2.1	0.4	1.4	1.4	1.0
	BG	06-02	-65.3	-37.3	10-06	-17.1	-31.3	-30.2	-29.8	-26.8	-23.9	-31.3	-30.0	-28.0	-29.1	-27.8	-28.2	-28.0	
	CZ	05-95	-31.4	2.1	07-03	33.9	20.2	22.4	19.2	18.0	18.2	17.1	12.9	12.7	18.3	15.4	9.9	15.7	
	DK	11-08	-32.8	-7.6	09-97	9.5	-6.9	-7.9	-5.8	-3.2	-5.1	-7.0	-4.8	-6.5	-7.5	-6.8	-6.9	-7.8	
	DE ⁽⁶⁾	11-02	-41.7	-11.8	11-06	21.3	11.4	11.9	13.0	12.0	14.1	13.6	12.1	12.5	10.5	8.8	9.9	8.9	
	EE	11-11	-20.6	11.8	08-01	52.7	14.0	15.0	14.8	13.2	5.6	2.9	3.9	7.3	6.0	8.1	2.3	12.1	
	IE	04-92	-32.2	1.5	09-97	29.0	21.5	22.5	22.0	22.3	17.0	19.8	17.5	11.5	7.9	12.4	6.6	14.9	
	EL	07-12	-75.0	-44.2	01-01	-9.8	-58.7	-57.6	-60.9	-57.8	-52.0	-49.8	-44.0	-43.8	-50.4	-46.0	-43.8	-43.1	
	ES	06-93	-63.8	-24.1	11-99	25.7	-18.9	-19.9	-22.2	-26.6	-24.8	-23.6	-25.0	-23.9	-26.3	-19.8	-22.9	-24.2	
	FR	08-08	-40.6	-16.3	07-00	14.4	-8.8	-7.3	-8.0	-7.5	-8.2	-15.7	-29.2	-23.7	-23.2	-20.9	-12.0	-13.0	
	HR	05-12	-50.8	-31.5	12-06	-11.4	-23.4	-21.3	-19.0	-20.1	-15.5	-19.7	-13.8	-20.8	-19.7	-16.1	-16.8	-14.3	
	IT	11-96	-64.2	-35.2	05-90	-2.4	-20.9	-22.8	-21.8	-22.1	-20.6	-20.7	-23.7	-21.8	-23.1	-25.6	-27.5	-22.7	
	CY	04-13	-70.4	-23.0	06-01	28.0	-14.9	-19.7	-10.9	-6.5	-8.6	-26.3	-16.6	-17.7	-20.7	-10.5	-16.9	-14.1	
	LV	02-09	-36.7	-12.7	12-06	21.4	-16.3	-15.9	-17.3	-13.0	-14.4	-13.5	-15.4	-14.5	-16.2	-13.9	-5.6	-14.1	
	LT	03-09	-11.9	15.0	02-06	50.0	7.8	9.2	9.9	7.8	10.1	10.6	8.7	13.0	15.2	12.8	13.1	13.1	
	LU	10-08	-34.5	-3.4	11-14	22.9	16.2	19.9	10.5	10.9	10.9	10.8	7.8	19.8	13.3	21.4	9.1	16.8	
	HU	06-96	-86.8	-47.9	03-06	-6.9	-21.6	-22.9	-25.2	-21.2	-20.5	-27.5	-22.6	-19.9	-22.6	-26.6	-24.4	-24.4	
	MT	04-09	-22.4	13.9	07-17	48.9	35.3	26.4	39.3	35.3	35.3	29.4	33.3	28.1	35.8	29.6	29.6	27.1	
	NL	09-03	-39.1	-3.5	12-00	43.0	19.1	18.9	18.2	18.0	12.6	16.5	10.2	3.1	2.6	2.1	3.5	3.9	
	AT	07-08	-17.8	9.8	08-99	29.4	22.3	20.8	22.9	22.2	24.6	17.6	22.3	18.7	16.9	21.2	19.0	19.3	
	PL	11-01	-27.0	-1.8	02-19	17.0	8.8	15.6	14.3	15.0	7.0	9.5	7.9	7.2	17.0	14.3	5.1	9.6	
	PT	12-08	-90.3	-49.0	01-92	-1.5	-33.4	-35.3	-35.4	-35.1	-31.8	-32.2	-32.1	-38.2	-37.3	-38.8	-35.6	-40.0	
	RO	08-10	-62.8	-37.0	06-01	12.5	-36.3	-34.8	-36.3	-33.6	-30.0	-32.9	-33.7	-39.7	-33.6	-32.5	-37.6	-35.0	
	SI	08-12	-59.6	-23.4	08-06	17.7	2.1	-1.9	-6.3	-8.0	-5.2	-2.7	-5.7	-1.3	-1.1	1.0	-1.9	0.3	
	SK	02-04	-24.8	-7.0	06-08	11.3	-2.9	-6.7	-4.0	-6.8	-6.2	-3.2	-3.4	-4.0	-6.5	-5.8	-5.0	-3.2	
FI	04-90	-27.3	17.1	12-09	48.7	24.6	24.9	27.4	27.3	25.9	20.3	18.8	20.0	20.5	19.4	21.7	21.9		
SE	10-08	-37.9	14.1	08-05	36.2	10.7	15.6	12.6	16.1	12.5	8.5	6.4	1.2	2.7	0.1	0.5	-2.3		
UK	10-08	-40.6	0.4	11-02	28.3	-1.4	0.9	3.4	3.1	2.2	0.1	3.4	-0.6	4.1	0.5	0.2	1.0		
SAVINGS OVER NEXT 12 MONTHS (Question 11)	FI ⁽⁶⁾	08-93	-16.1	-6.0	05-19	3.9	1.0	3.1	3.6	2.1	2.5	2.3	1.0	1.3	2.7	3.1	2.6	3.9	
	EA ⁽⁶⁾	06-08	-16.7	-7.8	04-01	1.6	-1.7	-0.6	-0.7	-1.7	-0.8	-1.2	-3.4	-1.7	-1.0	-0.7	-0.7	0.6	
	BE	12-12	-9.3	7.9	06-98	31.2	0.7	-1.0	1.6	1.6	4.4	2.6	-3.1	-1.9	-6.5	-4.0	-0.6	-4.8	
	BG	03-02	-80.7	-63.6	01-17	-42.7	-49.9	-44.2	-46.6	-44.4	-46.4	-52.4	-51.9	-55.5	-53.6	-49.6	-48.7	-48.4	
	CZ	03-98	-16.2	-0.4	01-19	21.5	20.5	16.2	10.7	18.1	15.1	14.4	20.6	21.5	20.4	18.0	17.3	20.9	
	DK	01-90	-3.2	24.9	12-06	39.9	26.0	32.2	27.2	32.1	30.5	28.8	30.6	26.4	26.8	30.8	28.8	28.8	
	DE ⁽⁶⁾	03-03	-4.1	7.6	08-90	24.6	12.5	14.3	13.4	12.6	13.7	15.0	14.6	15.9	14.8	15.0	15.7	15.2	
	EE	10-93	-69.2	-34.3	05-06	-4.2	-15.7	-18.0	-19.0	-18.1	-28.2	-21.1	-29.6	-23.4	-21.5	-21.8	-21.1	-20.3	
	IE	03-13	-43.0	1.7	12-18	39.9	35.0	38.9	32.6	36.0	38.4	39.6	39.9	33.3	38.8	39.9	39.8	39.2	
	EL	04-17	-86.8	-54.2	01-00	-23.3	-75.8	-74.9	-75.1	-75.3	-69.3	-66.2	-68.4	-68.4	-69.0	-67.5	-71.2	-64.3	
	ES	12-08	-44.5	-23.4	07-00	0.0	-18.1	-18.1	-16.2	-15.9	-17.0	-17.7	-17.3	-15.7	-14.0	-12.4	-13.8	-11.2	
	FR	03-96	-35.8	-17.0	06-17	-1.1	-10.7	-7.1	-7.7	-10.2	-8.8	-13.5	-18.7	-13.7	-11.2	-10.2	-13.8	-7.9	
	HR	12-12	-63.5	-51.4	05-19	-27.3	-34.8	-32.9	-29.8	-34.8	-33.7	-35.3	-31.5	-33.1	-32.1	-29.7	-29.3	-27.3	
	IT	09-12	-49.5	-21.2	03-91	2.2	-10.4	-11.3	-11.0	-12.3	-11.9	-10.4	-15.0	-12.9	-11.4	-11.4	-10.9	-9.4	
	CY	06-13	-67.1	-45.3	06-01	-12.3	-37.8	-44.1	-41.2	-38.4	-42.4	-38.9	-42.4	-43.2	-48.0	-41.6	-37.0	-46.9	
	LV	10-09	-69.7	-42.9	01-18	-11.1	-24.0	-28.3	-26.6	-18.6	-25.3	-24.3	-26.9	-28.3	-28.1	-21.3	-16.0	-21.5	
	LT	11-01	-55.0	-36.6	05-19	-6.5	-21.4	-18.2	-17.7	-16.2	-17.8	-13.0	-16.9	-13.0	-10.3	-10.7	-10.5	-6.5	
	LU	10-16	32.9	44.5	10-18	58.2	46.0	53.6	45.1	49.6	58.2	48.2	46.8	47.6	41.8	44.0	43.9	44.4	
	HU	05-12	-77.1	-55.2	01-00	-19.0	-33.9	-35.3	-41.5	-33.2	-32.5	-37.9	-34.6	-36.9	-37.0	-40.3	-33.0	-34.7	
	MT	04-11	-66.1	-34.2	02-18	24.7	20.2	18.2	18.8	17.8	15.0	19.2	12.5	12.1	16.3	9.6	14.6	1.6	
	NL	02-13	1.3	13.9	10-00	26.4	17.1	16.0	15.4	13.2	14.2	13.6	14.0	9.7	15.2	10.5	12.8	12.4	
	AT	11-00	-11.3	26.3	03-02	54.6	20.3	24.0	25.2	24.0	23.7	24.4	25.7	24.5	21.6	18.8	26.3	26.2	
	PL	09-03	-65.7	-38.5	11-18	-10.7	-14.5	-12.3	-14.8	-17.7	-15.2	-10.7	-20.1	-18.7	-23.2	-22.1	-24.8	-20.8	
	PT	01-97	-42.7	-27.0	02-98	-1.9	-16.7	-19.7	-18.7	-17.8	-17.7	-20.5	-19.0	-20.0	-21.9	-20.5	-17.3	-20.1	
	RO	06-10	-69.8	-52.6	05-19	-36.5	-51.6	-46.2	-42.3	-40.1	-41.7	-42.0	-40.7	-38.8	-39.8	-38.9	-39.1	-36.5	
	SI	06-99	-52.0	-23.9	05-07	-6.2	-12.4	-14.3	-15.0	-19.4	-16.4	-14.3	-16.0	-14.9	-10.7	-13.9	-14.9	-13.3	
	SK	08-01	-69.1	-29.4	03-19	-12.4	-12.9	-16.0	-12.9	-15.6	-14.0	-13.6	-13.2	-18.4	-14.9	-12.4	-13.3	-14.2	
FI	01-96	19.0	46.1	04-19	61.6	55.7	54.7	53.8	55.0	54.7	55.9	55.0	59.9	56.9	54.6	61.6	51.6		
SE	06-98	11.1	39.1	10-15	62.1	47.1	38.0	50.0	49.9	47.5	53.7	49.1	48.4	45.2	47.6	51.2	40.1		
UK	10-92	-26.0	1.5	04-16	24.0	12.7	20.1	23.4	17.6	17.0	16.2	19.2	14.1	20.6	21.1	18.2	20.9		
UNEMPLOYMENT OVER NEXT 12 MONTHS ^(c) (Question 7)	FI ⁽⁶⁾	05-18	2.5	25.6	03-09	68.5	3.7	4.3	8.1	8.6	8.6	9.5	12.1	10.8	10.6	10.1	10.1	8.0	
	EA ⁽⁶⁾	05-18	-0.2	26.7	03-09	70.7	0.3	1.4	6.7	7.5	7.6	8.4	10.8	8.7	8.2	8.1	8.3	5.7	
	BE	12-00	-17.2	26.6	02-09	76.0	0.1	-3.1	-1.2	-1.6	1.0	4.2	5.1	5.2	10.2	10.1	11.3	4.9	
	BG	07-01	-1.6	26.8	02-10	65.5	11.2	13.8	18.8	14.3	15.6								

TABLE 4 (continued) : Monthly survey of consumers (s.a.) ^(a)

		Since 1990 (*)				2018						2019							
		Min.		Ave.	Max.		Jun	Jul	Aug	Sep	Oct	Nov	Dec	Jan	Feb	Mar	Apr	May	
		Date	Value		Date	Value													
PRICE TRENDS OVER NEXT 12 MONTHS (Question 6)	FI ⁽⁶⁾	08-09	-8.7	22.9	09-90	52.2	23.9	23.8	25.3	26.6	27.3	27.1	25.7	23.6	26.3	25.7	24.4	27.0	
	EA ⁽⁶⁾	08-09	-12.5	22.5	01-91	54.8	21.1	21.7	22.0	23.7	25.2	24.8	22.3	19.1	21.7	20.6	19.3	23.2	
	BE	08-09	-13.6	19.1	10-01	45.6	21.1	20.2	27.4	23.7	27.6	21.5	18.9	16.5	22.5	18.7	21.5	20.6	
	BG	07-01	-3.2	33.2	12-06	54.4	29.4	30.8	33.1	31.2	34.5	41.1	38.9	41.2	40.4	42.4	41.8	42.0	
	CZ	11-09	-8.7	34.4	03-98	72.0	24.1	23.6	27.3	32.3	30.7	33.0	29.9	37.1	33.7	32.9	37.3	36.7	
	DK	07-09	-40.9	-1.2	06-08	31.5	21.7	26.9	28.7	27.2	26.6	25.9	23.8	23.2	25.6	21.6	23.1	24.9	
	DE ⁽⁶⁾	08-09	-5.4	38.6	03-91	70.6	32.7	33.5	34.7	34.3	34.3	34.0	34.6	32.8	31.8	30.4	32.7	35.4	
	EE	04-09	-28.8	36.9	05-04	87.8	46.3	43.8	53.3	55.8	60.2	58.1	55.2	50.2	45.1	46.2	55.3	54.7	
	IE	03-09	-12.5	28.0	10-00	54.9	23.0	26.0	28.5	19.0	21.7	25.1	23.9	26.3	31.4	34.4	34.8	29.5	
	EL	03-15	-16.6	28.7	05-90	60.1	10.6	10.4	-4.2	-0.4	1.0	4.1	8.2	5.0	7.5	5.7	7.1	4.4	
	ES	05-09	-29.9	10.2	08-12	40.0	10.6	16.3	12.2	21.5	21.0	16.0	10.9	12.5	10.4	10.2	8.8	12.4	
	FR	08-97	-13.4	14.7	01-91	53.6	29.0	26.1	25.7	30.7	32.0	33.0	25.0	11.1	27.6	25.7	14.7	25.7	
	HR	02-16	-6.9	22.2	06-08	52.2	20.8	21.3	19.0	17.3	18.6	12.7	13.3	6.3	10.7	14.5	16.3	13.7	
	IT	07-09	-29.1	10.0	02-91	61.8	-8.4	-5.6	-7.0	-7.1	-2.1	-1.9	-2.4	-7.6	-4.8	-2.5	1.1	3.1	
	CY	01-15	-43.0	13.9	10-02	68.2	3.0	-1.9	0.4	-2.0	-2.2	7.1	2.4	-1.2	3.5	0.3	7.7	2.3	
	LV	05-09	-40.8	27.6	03-04	69.7	22.3	20.1	22.9	29.9	18.2	23.5	15.8	13.4	14.9	16.0	23.9	16.1	
	LT	06-09	1.4	43.3	05-04	74.2	41.9	38.3	41.1	41.0	40.2	40.0	44.6	40.5	38.8	38.9	41.5	41.5	
	LU	07-09	-21.2	14.9	08-07	44.1	20.1	16.9	24.9	22.0	15.3	17.3	7.7	23.0	27.5	28.2	27.5	31.6	
	HU	05-16	12.9	45.6	01-07	75.5	26.1	27.3	31.3	29.3	30.8	27.6	30.5	33.9	37.5	36.8	36.5	38.0	
	MT	08-14	-8.3	24.9	03-11	66.1	7.7	9.3	9.7	10.1	13.1	7.2	10.8	14.3	13.5	11.1	16.6	18.9	
	NL	12-02	-19.1	21.7	01-19	67.5	37.0	36.3	47.3	47.0	51.2	51.9	48.5	67.5	45.4	39.0	33.4	35.4	
	AT	12-95	-18.6	23.1	03-11	50.4	34.9	33.7	37.7	35.0	33.2	32.4	32.8	31.8	32.0	29.8	30.9	32.0	
	PL	01-16	-5.0	25.1	04-04	54.7	15.7	17.1	16.8	22.5	22.7	22.5	19.4	22.9	16.9	19.3	21.0	20.8	
	PT	06-09	-9.9	24.2	09-11	69.5	17.0	16.0	13.7	14.9	15.0	18.0	14.8	9.5	12.5	12.7	10.7	15.0	
	RO	01-16	-18.0	38.5	02-08	63.4	33.1	34.8	35.6	28.6	29.5	34.4	31.4	36.2	32.1	36.4	33.8	36.7	
	SI	10-09	-11.0	31.4	04-00	62.2	33.9	29.5	34.5	36.0	33.6	32.7	33.9	33.8	36.7	34.3	35.2	35.6	
	SK	01-16	-15.1	35.6	11-02	77.6	31.8	32.8	30.5	34.5	33.8	35.2	38.6	50.4	41.7	41.2	39.4	35.3	
	FI	12-95	-21.4	17.3	01-08	49.9	23.0	22.3	27.0	28.0	30.8	27.8	24.7	24.9	22.8	20.4	21.1	26.4	
	SE	03-05	-14.4	16.3	10-07	47.1	21.6	25.7	27.8	25.4	24.8	23.5	26.9	27.3	27.1	27.7	25.8	32.0	
	UK	07-09	-5.1	23.9	09-90	57.1	36.2	32.5	39.0	39.0	36.8	36.8	40.2	39.7	46.1	46.0	43.6	41.3	
	PRICE TRENDS OVER LAST 12 MONTHS (Question 5)	FI ⁽⁶⁾	04-16	-4.5	23.8	07-08	68.2	21.5	21.2	20.1	21.9	23.2	22.2	21.2	18.0	19.2	19.8	16.3	21.1
		EA ⁽⁶⁾	10-09	-6.6	27.4	07-08	73.7	21.3	21.0	19.9	22.7	24.5	24.0	23.1	19.2	20.4	21.5	15.6	22.6
		BE	06-98	-1.3	40.2	05-08	83.6	42.4	43.5	42.7	47.6	53.9	46.3	43.4	48.0	48.1	44.2	42.2	42.0
BG		06-01	5.6	47.0	05-08	85.9	42.5	43.4	46.3	44.2	47.7	51.9	50.6	50.8	50.1	52.3	55.1	53.5	
CZ		10-09	-36.5	8.6	03-98	63.2	7.4	8.4	6.7	14.3	7.4	6.8	5.0	7.9	5.7	8.8	16.3	13.9	
DK		09-93	-50.8	-14.8	07-08	55.5	-7.6	-6.3	-7.9	-3.8	-6.8	-6.8	-5.9	-5.9	-5.4	-4.3	-5.8	-5.4	
DE ⁽⁶⁾		10-09	-23.6	28.9	07-08	79.0	23.8	24.3	22.1	23.8	27.2	27.9	27.4	25.0	23.1	22.5	19.6	22.2	
EE		11-09	-35.0	38.9	04-08	88.3	63.0	60.3	61.6	61.5	70.4	66.4	67.3	64.0	60.9	56.5	60.5	61.2	
IE		12-09	-35.1	31.6	12-02	78.5	14.5	13.9	13.6	12.1	12.4	14.5	11.7	13.6	14.7	15.5	16.1	18.0	
EL		03-15	-9.1	39.8	01-08	84.8	18.6	20.3	10.3	8.3	11.6	10.7	16.3	14.8	14.5	12.9	16.2	17.4	
ES		01-10	-37.5	25.0	07-08	65.6	21.7	19.7	18.6	27.2	27.5	21.6	19.4	16.7	13.6	10.6	12.2	15.0	
FR		01-99	-22.6	23.1	06-08	82.5	31.2	30.0	30.0	36.2	36.9	39.1	38.2	25.2	30.1	36.6	12.5	37.0	
HR		06-16	7.0	43.9	07-08	85.3	33.4	32.3	26.9	29.1	28.7	25.3	28.9	21.5	18.9	23.0	25.9	24.5	
IT		12-16	-18.4	26.4	08-08	70.3	-1.6	-1.6	-3.8	-3.0	-1.1	-2.4	-2.8	-4.3	-1.8	-3.7	-1.8	0.8	
CY		02-15	-37.7	20.4	06-08	68.5	-3.1	-2.1	-1.9	2.5	4.7	17.4	11.8	7.2	8.3	12.7	15.2	14.6	
LV		02-10	-36.5	29.9	06-08	81.0	37.3	33.3	28.9	30.0	21.8	27.2	25.4	25.4	23.3	28.2	26.7	30.7	
LT		10-03	-17.4	39.2	06-08	71.2	55.6	52.3	52.0	46.7	47.4	45.4	44.3	42.9	42.2	42.0	41.6	41.1	
LU		11-09	-9.6	28.2	08-08	69.6	17.9	17.6	16.6	19.6	20.1	20.2	16.9	20.1	23.2	19.1	25.3	24.0	
HU		05-16	-5.5	34.1	06-95	71.2	6.5	11.8	14.5	14.3	15.0	12.8	15.3	17.4	21.1	21.7	19.9	23.7	
MT		07-14	0.6	38.0	01-11	69.3	13.7	16.8	21.5	20.1	23.3	24.3	21.7	25.2	21.4	19.4	21.7	29.8	
NL		09-09	0.2	33.9	12-02	86.3	37.9	37.5	41.5	40.1	40.9	40.9	38.3	39.0	47.6	52.9	52.9	55.3	
AT		02-96	-48.2	21.4	06-08	79.8	31.2	29.8	33.0	32.3	30.9	29.4	27.7	27.1	26.1	26.5	24.2	23.1	
PL		01-16	-15.1	21.8	04-11	55.1	17.8	15.6	17.9	18.1	21.0	18.5	21.3	21.9	18.2	19.8	23.6	19.7	
PT		01-10	-16.5	32.0	05-08	74.1	9.9	10.3	12.4	11.2	8.4	8.4	10.1	6.5	8.3	6.5	6.4	5.6	
RO		01-16	-33.4	43.4	06-11	79.3	34.9	39.5	37.4	31.5	32.8	34.6	29.8	37.7	39.3	40.3	38.0	37.3	
SI		11-15	-2.6	34.2	02-08	87.8	24.2	20.1	22.5	23.7	21.1	25.6	24.0	24.5	24.1	20.6	25.2	23.8	
SK		04-15	-20.1	22.2	10-99	69.9	24.0	24.0	23.9	24.3	21.7	21.5	21.9	25.5	24.9	26.7	26.1	25.3	
FI		11-95	-58.5	-10.8	07-08	33.0	-14.9	-17.4	-15.7	-15.5	-12.2	-12.5	-15.0	-18.0	-15.1	-14.1	-15.2	-3.1	
SE		03-05	-40.1	-21.5	07-08	21.9	-7.8	-9.0	-9.5	-9.4	-7.2	-7.5	-7.0	-7.9	-5.2	-5.0	-3.9	-1.4	
UK		11-01	-15.1	15.9	08-08	59.6	29.5	29.3	27.4	25.7	25.6	22.1	20.1	16.7	18.7	16.7	20.1	19.4	
SAVINGS AT PRESENT ^(d) (Question 10)		FI ⁽⁶⁾	10-16	-1.9	19.3	03-91	37.4	7.4	9.1	10.7	9.8	9.0	10.0	8.5	7.7	9.2	8.8	8.3	10.1
		EA ⁽⁶⁾	09-16	-0.5	23.6	07-95	39.9	9.0	10.2	10.5	10.1	9.3	10.5	7.9	7.9	8.7	8.0	8.6	10.6
		BE	04-16	-60.0	6.5	02-01	69.6	-42.3	-45.6	-46.1	-46.8	-46.3	-44.5	-47.2	-48.9	-51.0	-46.5	-47.6	-46.8
	BG	07-03	-76.5	-60.6	09-17	-44.3	-49.1	-48.5	-50.0	-47.2	-49.5	-53.2	-53.1	-52.4	-51.0	-46.8	-49.5	-50.7	
	CZ	06-11	-37.4	-15.8	03-01	14.7	5.4	3.9	-4.1	1.7	2.5								

TABLE 5: Monthly survey of retail trade (s.a.)

		Since 1990 (*)					2018						2019						
		Min.		Ave.	Max.		Jun	Jul	Aug	Sep	Oct	Nov	Dec	Jan	Feb	Mar	Apr	May	
		Date	Value		Date	Value													
RETAIL TRADE CONFIDENCE INDICATOR ^(a)	EU	12-08	-26.6	-6.0	10-15	9.2	3.5	2.3	5.2	4.4	2.5	1.3	0.2	-0.7	0.5	1.6	1.1	0.8	
	EA	02-93	-28.4	-8.6	10-15	5.9	1.0	0.6	2.2	2.7	-0.5	-0.2	-0.1	-2.1	-1.3	0.3	-1.1	-1.2	
	BE	01-09	-27.9	-4.7	10-10	13.7	-9.7	-14.9	-6.4	-5.7	-17.5	-10.0	-5.9	-9.9	-15.6	-15.4	-15.7	-15.6	
	BG	07-09	-14.8	14.7	08-94	31.8	17.9	18.8	15.2	15.8	18.0	19.0	21.6	19.5	16.8	18.4	19.4	16.9	
	CZ	02-99	-1.3	15.4	11-07	29.5	23.1	20.7	18.4	23.0	20.2	22.3	23.4	19.7	17.5	15.9	14.8	15.5	
	DK	11-11	-11.4	6.6	04-15	17.0	10.7	7.8	4.7	12.0	6.9	2.1	10.1	5.6	12.7	11.3	7.8	12.4	
	DE	12-02	-41.2	-14.9	12-90	22.3	-5.9	-6.6	-4.6	-2.2	-5.4	-5.0	-5.5	-8.8	-6.4	-3.3	-6.5	-4.3	
	EE	06-09	-45.6	8.4	04-07	35.6	7.6	8.1	10.8	14.3	5.9	11.0	13.8	6.4	5.1	11.2	15.6	16.7	
	IE	05-09	-38.7	7.0	06-00	37.7	18.2	19.9	18.8	22.9	10.7	18.8	8.3	12.4	14.5	8.6	20.4	16.3	
	EL	10-12	-48.4	-1.5	07-07	39.0	2.6	14.9	19.7	21.0	16.4	10.0	18.4	23.0	13.3	7.4	1.4	-0.7	
	ES	02-93	-36.0	-6.6	12-15	17.0	11.4	11.0	11.0	9.2	9.5	10.7	10.7	7.2	5.9	10.0	5.7	5.3	
	FR	04-97	-27.2	-8.1	12-07	8.8	-3.1	-1.1	-0.5	-2.2	-6.3	-4.8	-8.9	-10.4	-9.1	-7.2	-4.1	-7.7	
	HR	08-09	-31.0	-3.4	06-18	19.4	19.4	14.8	11.0	9.4	7.0	2.6	7.8	13.7	12.2	16.2	9.5	8.1	
	IT	04-99	-65.4	-10.7	10-15	17.4	7.2	4.8	7.2	7.1	2.6	2.6	5.3	5.6	6.6	7.1	4.5	5.8	
	CY	04-13	-48.9	-6.9	05-07	20.6	5.8	4.6	9.6	0.4	2.5	5.2	1.5	0.8	-0.3	0.4	1.0	0.2	
	LV	02-09	-35.2	6.4	04-07	22.8	8.8	9.1	6.7	6.1	6.6	6.1	9.0	5.1	4.4	4.0	6.8	3.9	
	LT	04-09	-57.8	-0.4	01-07	41.7	6.9	9.3	9.9	11.2	12.7	12.5	8.8	6.9	6.1	6.3	6.6	6.0	
	LU	:	:	:	:	:	:	:	:	:	:	:	:	:	:	:	:	:	:
	HU	03-09	-41.1	-5.7	01-14	14.1	10.4	8.5	11.6	14.0	12.1	10.4	8.5	9.1	7.6	11.1	7.2	9.1	
	MT	06-12	-19.6	2.7	03-19	28.6	-0.3	12.3	11.1	17.1	-0.5	15.3	-12.2	-1.3	4.8	28.6	5.7	-10.8	
	NL	06-09	-16.9	10.7	10-99	33.3	6.5	6.1	6.7	9.7	10.4	5.7	9.6	7.1	8.6	8.9	6.4	7.0	
	AT	03-09	-26.4	-7.6	05-10	13.2	-8.1	-14.5	-12.6	-9.8	-12.4	-13.3	-8.8	-12.6	-8.8	-8.0	-10.1	-13.7	
	PL	03-03	-16.8	-2.1	12-07	11.9	5.7	5.8	4.9	6.4	4.5	6.7	7.6	2.8	2.4	3.0	0.9	1.9	
	PT	12-08	-32.1	-3.2	03-99	12.8	1.8	1.4	1.3	1.1	2.5	1.8	2.1	3.0	3.4	1.5	1.6	1.7	
	RO	07-09	-21.6	10.7	12-97	35.8	3.4	6.2	3.6	16.2	10.2	6.4	13.5	11.3	5.6	12.7	7.1	5.6	
	SI	03-09	-21.6	12.1	09-07	38.2	21.5	10.9	10.6	11.7	17.6	8.7	13.5	20.4	16.1	24.1	17.1	28.9	
	SK	03-09	-22.7	10.3	11-98	34.4	27.2	23.1	20.2	25.5	27.2	24.2	30.8	26.6	25.7	24.7	24.8	22.2	
	FI	02-15	-30.0	-1.0	02-18	26.2	15.4	14.9	15.0	16.0	12.8	7.1	7.8	5.3	4.5	3.4	0.4	0.0	
	SE	01-09	-38.3	11.6	01-10	47.6	18.8	11.4	14.4	17.9	15.3	16.5	16.4	12.9	12.3	13.0	15.7	16.7	
	UK	01-09	-47.1	1.4	09-15	26.7	7.6	4.0	14.5	5.0	9.9	1.5	-7.5	-1.9	2.2	0.5	5.1	3.0	
	PRESENT BUSINESS SITUATION ^(b) (Question 1)	EU	12-08	-32.8	-5.8	10-15	19.0	7.9	8.0	13.0	12.1	8.5	5.9	5.2	1.2	5.7	7.1	7.9	11.1
		EA	11-94	-37.6	-9.7	06-90	21.4	4.5	5.6	9.0	9.7	4.1	5.4	6.8	3.5	4.9	6.3	2.9	5.9
		BE	08-16	-30.9	-1.1	10-10	35.0	-12.9	-21.9	-4.4	0.9	-29.7	-16.1	-8.9	-7.6	-18.7	-22.4	-27.6	-16.0
BG		08-09	-36.2	14.3	11-97	51.9	26.3	26.2	20.5	21.3	22.7	26.3	25.0	19.5	22.0	23.7	26.9	24.3	
CZ		12-09	-2.6	31.2	11-07	67.2	43.8	38.0	36.6	40.2	35.7	42.4	41.8	36.8	38.3	36.4	29.2	34.5	
DK		11-11	-22.9	8.1	04-15	44.1	24.5	14.0	6.9	20.8	9.4	9.9	14.3	2.5	19.9	27.5	26.8	22.2	
DE		01-03	-54.8	-10.5	11-90	52.6	11.1	13.3	14.4	17.1	14.3	17.3	16.4	11.1	16.3	22.1	16.4	18.6	
EE		06-09	-61.5	15.7	04-07	71.6	21.7	22.8	22.7	36.4	10.0	29.3	35.4	14.5	15.9	26.0	34.2	33.9	
IE		07-09	-50.2	8.2	06-98	53.7	28.2	29.2	26.8	32.3	5.8	23.1	9.4	16.2	23.5	19.8	33.5	14.2	
EL		10-12	-78.7	-8.1	09-07	63.9	3.1	20.2	29.9	18.7	21.7	13.2	24.6	38.9	17.5	11.4	-6.9	2.1	
ES		07-93	-72.7	-26.7	01-16	19.3	2.2	8.5	3.1	5.9	4.6	8.6	9.0	1.8	-1.7	4.0	-3.7	1.3	
FR		04-97	-48.7	-8.8	12-07	24.8	-6.0	-4.2	-1.2	1.4	-7.5	-6.6	-7.6	-10.1	-12.0	-15.0	-9.8	-11.2	
HR		07-09	-50.5	-8.4	06-18	33.8	33.8	22.4	11.1	8.7	14.1	8.2	5.1	13.0	13.8	26.7	14.8	11.0	
IT		11-94	-91.7	-14.2	05-00	45.3	0.9	0.4	10.8	5.2	0.2	-0.6	3.9	5.7	9.3	9.6	3.3	9.4	
CY		04-13	-72.5	-23.8	04-07	25.9	0.8	3.3	5.8	-2.9	2.5	-0.8	-3.7	-5.5	-10.9	-9.5	-9.4	-15.3	
LV		02-09	-60.9	4.8	03-07	36.2	14.7	14.7	8.4	10.3	11.0	7.7	13.5	7.7	3.3	3.6	8.5	2.7	
LT		09-09	-58.0	-0.9	01-07	75.4	15.2	21.6	19.1	18.7	19.2	17.9	11.6	6.3	8.2	9.5	6.3	7.4	
LU		:	:	:	:	:	:	:	:	:	:	:	:	:	:	:	:	:	:
HU		03-09	-59.9	-6.2	09-18	21.5	14.7	15.1	16.6	21.5	18.7	10.4	8.6	13.0	6.9	14.6	7.4	7.9	
MT		02-14	-32.5	7.2	03-19	69.4	7.6	15.0	16.1	27.5	6.4	29.9	-5.7	-0.3	39.8	69.4	31.9	-19.3	
NL		08-09	-25.2	21.8	06-99	61.3	17.2	12.0	19.1	16.7	19.4	9.9	18.6	5.1	13.0	14.8	11.5	20.7	
AT		03-03	-32.8	-3.2	02-06	26.6	-3.3	-8.2	-7.6	-3.9	-18.7	-15.3	-15.8	-24.0	-8.5	-9.9	-14.4	-13.6	
PL		10-01	-30.9	-2.9	12-07	23.8	14.4	14.3	13.2	14.5	8.5	14.3	15.9	6.1	6.1	9.1	1.8	6.6	
PT		08-12	-61.2	-7.3	04-99	21.9	3.5	3.6	0.6	3.1	4.5	2.3	4.0	4.9	6.8	5.3	3.8	3.3	
RO		08-09	-41.1	16.8	09-97	57.3	13.2	12.1	-5.6	18.3	9.2	4.7	26.4	18.8	13.9	34.9	13.3	14.2	
SI		03-09	-48.1	14.5	11-07	63.1	40.1	19.1	11.7	15.1	29.4	5.8	13.1	15.4	4.7	28.3	13.8	51.0	
SK		06-95	-35.1	15.0	11-98	57.9	41.1	39.9	33.7	41.4	43.9	35.9	45.6	45.1	40.5	36.1	43.0	42.3	
FI		01-15	-51.2	6.3	03-12	48.8	33.0	23.1	31.3	31.5	21.6	16.5	28.1	14.5	11.6	7.7	-2.4	8.0	
SE		01-09	-50.1	18.8	07-06	66.9	26.3	27.7	20.7	27.6	25.4	25.4	22.6	26.1	26.3	25.2	29.1	27.1	
UK		01-09	-56.8	5.2	01-11	48.9	11.6	9.8	28.2	15.4	21.0	-0.5	-12.4	-18.1	1.3	0.2	22.5	27.7	
VOLUME OF STOCKS (Question 2)		EU	04-99	26.5	15.8	04-10	5.7	13.5	16.0	13.9	13.9	11.9	14.9	13.3	12.3	13.9	13.4	13.6	14.5
		EA	04-99	28.1	15.9	02-10	6.3	14.6	16.1	15.2	13.4	13.6	14.6	14.1	14.2	14.6	13.4	12.9	14.1
		BE	02-93	30.9	11.5	12-13	-11.7	16.0	15.1	14.9	8.5	10.4	13.3	9.6	14.1	16.1	14.0	10.3	20.8
	BG	02-12	6.1	-9.8	07-96	-52.2	0.8	1.3	0.7	1.7	0.7	0.6	-0.1	0.6	1.7	1.5	2.6	1.9	
	CZ	05-95	27.8	8.1	10-14	-8.3	8.5	6.2	6.0	4.8	7.3	5.5	4.9	2.5	3.4	4.0	5.1	7.4	
	DK	11-18	28.0	10.9	05-13	-6.6	11.5	11.6	13.1	11.1	13.0	28.0	11.3	10.5	13.1				

TABLE 5 (continued): Monthly survey of retail trade (s.a.)

		Since 1990 (*)					2018						2019						
		Min.		Ave.	Max.		Jun	Jul	Aug	Sep	Oct	Nov	Dec	Jan	Feb	Mar	Apr	May	
		Date	Value		Date	Value													
EXPECTED BUSINESS SITUATION (Question 4)	EU	02-09	-29.2	3.6	04-07	20.2	16.0	14.8	16.4	15.0	11.0	13.0	8.7	9.1	9.9	11.0	9.1	5.7	
	EA	02-93	-32.6	-0.4	04-07	16.2	13.1	12.4	12.8	11.9	7.8	8.7	7.1	4.5	5.8	8.1	6.6	4.5	
	BE	02-09	-42.5	-1.6	01-90	26.8	-0.3	-7.7	0.0	-9.4	-12.4	-0.7	0.8	-8.0	-12.1	-9.8	-9.3	-10.0	
Component of the retail confidence indicator	BG	02-97	-39.3	19.9	01-07	56.6	28.4	31.4	25.8	27.8	32.1	31.3	39.7	39.0	30.0	33.0	34.0	28.1	
	CZ	02-99	3.5	23.1	02-02	46.1	34.1	30.2	24.5	33.7	32.2	29.9	33.3	24.6	17.5	15.2	20.2	19.2	
	DK	02-12	-19.6	22.5	01-11	58.7	19.1	21.1	20.3	26.4	24.4	24.3	27.2	24.8	31.2	19.5	7.9	26.6	
	DE	04-09	-43.7	-8.5	12-90	27.0	-7.1	-7.2	-4.0	-3.6	-9.9	-9.3	-8.8	-14.0	-10.8	-8.6	-12.5	-10.5	
	EE	03-09	-48.4	20.3	03-04	57.4	16.6	13.8	18.7	16.8	18.1	17.1	21.0	16.9	12.5	19.1	23.0	27.3	
	IE	05-09	-35.4	27.2	11-97	74.2	42.0	44.5	38.8	45.4	33.4	43.5	31.9	25.6	29.0	27.7	35.0	37.1	
	EL	10-12	-68.0	13.2	07-07	70.3	9.9	34.2	37.0	41.9	30.5	25.6	35.3	28.2	19.8	17.6	20.5	9.5	
	ES	02-93	-33.7	11.9	03-15	39.9	38.0	33.8	38.0	29.1	30.5	30.1	28.4	29.1	28.0	31.6	27.3	24.2	
	FR	04-09	-33.1	-4.7	06-07	20.0	11.2	14.4	13.3	5.3	0.8	6.7	-2.8	-5.3	-2.5	2.8	5.1	-0.2	
	HR	08-09	-34.7	7.4	01-19	37.0	28.6	26.8	27.3	26.9	16.5	9.1	31.0	37.0	33.2	31.0	29.9	21.0	
	IT	08-95	-79.6	-1.5	10-15	40.9	33.1	27.4	22.1	28.9	22.8	20.1	21.5	18.1	20.8	22.2	19.5	18.8	
	CY	04-13	-69.6	3.7	02-08	54.7	17.3	14.3	20.3	5.6	16.1	18.9	12.8	7.8	6.3	8.9	10.1	18.8	
	LV	03-09	-43.7	13.2	02-07	38.2	14.5	14.5	13.0	9.3	10.2	11.3	13.9	8.1	10.7	9.7	11.4	8.2	
	LT	04-09	-74.3	2.5	11-06	62.6	7.4	8.5	14.0	17.4	22.1	22.2	17.7	17.6	13.3	11.5	15.6	11.2	
	LU	:	:	:	:	:	:	:	:	:	:	:	:	:	:	:	:	:	:
	HU	03-09	-50.1	4.3	02-98	36.9	19.4	13.3	18.0	24.7	20.3	23.2	18.6	17.8	19.5	20.0	14.3	18.1	
	MT	11-13	-32.1	11.6	09-15	49.9	-3.9	27.6	24.3	30.3	-1.8	22.4	-21.8	7.0	10.4	35.2	2.9	3.8	
	NL	07-09	-18.4	18.7	10-99	45.3	11.4	14.7	12.4	19.7	18.3	14.8	18.2	25.3	18.8	18.9	16.7	8.6	
	AT	03-09	-26.6	2.5	03-05	30.3	0.4	-3.9	-5.2	-3.9	-0.9	-3.1	-0.8	3.0	4.1	4.4	8.0	2.4	
	PL	01-02	-27.1	-1.0	02-08	16.9	10.1	10.0	9.3	12.2	12.5	12.7	14.0	7.4	6.6	5.6	6.8	4.3	
PT	09-12	-35.4	8.0	07-98	40.6	5.9	4.8	7.9	5.4	9.1	7.6	8.0	7.7	7.7	3.7	6.1	5.6		
RO	10-94	-36.7	17.7	11-95	73.6	6.1	12.8	14.9	32.1	21.1	17.4	18.4	16.9	7.5	7.2	6.4	11.9		
SI	01-09	-20.2	31.4	01-18	67.6	34.7	16.3	26.9	26.4	28.1	24.1	36.2	52.5	50.7	49.9	44.4	43.8		
SK	03-09	-34.8	24.2	12-96	60.0	44.0	34.5	32.0	41.1	44.8	42.8	52.3	40.5	41.3	42.2	36.7	32.9		
FI	02-15	-40.8	8.0	04-07	41.2	29.6	24.5	23.0	29.3	24.4	13.3	6.8	11.7	15.0	9.0	5.0	-2.9		
SE	01-09	-33.9	43.3	01-10	86.2	52.1	35.2	47.4	42.0	46.6	46.9	44.9	35.3	34.2	39.1	36.2	37.2		
UK	02-09	-55.7	16.3	09-15	51.6	22.0	20.4	26.9	19.6	14.2	21.9	3.3	19.6	19.4	17.4	13.7	1.9		
INTENTIONS OF PLACING ORDERS (Question 3)	EU	02-09	-34.9	-5.4	02-90	10.5	7.2	6.2	4.9	3.9	5.7	5.4	1.0	4.0	4.2	1.9	5.0	-5.7	
	EA	04-09	-31.7	-9.2	02-90	10.0	4.7	4.1	4.6	4.4	2.4	2.6	1.9	-1.0	-0.1	2.1	3.3	-1.5	
	BE	01-09	-37.3	-7.8	01-90	19.8	-12.5	-17.6	-16.0	-12.5	-10.0	-2.4	-5.9	-12.8	-5.8	-8.9	-4.5	-14.0	
BG	02-97	-43.1	13.5	01-07	49.5	26.9	23.7	24.6	24.0	27.1	25.9	29.2	31.2	33.0	28.1	27.1	21.7		
CZ	02-96	-32.4	20.5	02-95	57.6	20.7	16.0	18.0	19.3	22.8	17.5	12.5	19.8	12.0	23.6	17.6	12.0		
DK	02-12	-27.0	7.9	11-14	30.1	8.3	13.5	8.6	3.8	14.2	2.4	21.5	14.3	11.7	12.0	10.4	6.2		
DE	10-02	-46.4	-16.3	09-90	20.3	-8.0	-8.3	-7.0	-3.7	-8.0	-4.9	-5.7	-7.7	-8.0	-5.7	-4.5	-8.7		
EE	03-09	-58.8	12.3	03-02	62.8	14.7	9.8	18.0	21.3	14.4	8.8	15.2	10.4	8.6	10.7	10.2	14.4		
IE	05-09	-47.4	8.4	08-00	49.8	12.4	27.2	13.0	22.9	32.8	24.4	16.6	14.7	6.0	20.4	19.9	22.5		
EL	08-15	-64.8	-0.7	07-07	46.6	3.2	19.2	22.9	32.6	22.1	10.2	22.9	19.8	22.9	12.9	-4.5	4.5		
ES	12-08	-37.4	1.6	02-18	25.6	21.7	18.9	17.9	18.7	15.9	17.7	14.0	15.5	15.3	21.7	19.1	13.6		
FR	04-09	-33.7	-9.2	10-99	12.6	5.4	6.9	10.3	2.9	-2.5	1.7	-3.9	-7.4	-5.7	-4.3	1.1	-5.2		
HR	08-09	-41.7	-6.4	04-18	27.1	23.4	20.4	8.0	14.7	3.9	5.6	11.3	21.2	4.5	11.1	16.2	15.0		
IT	07-99	-82.1	-12.0	09-00	32.5	14.5	12.1	8.8	8.6	10.0	4.0	8.6	1.7	2.9	8.1	10.1	2.9		
CY	04-13	-72.2	-12.9	03-07	34.8	9.5	8.0	11.6	-3.5	7.3	8.4	12.6	-3.7	2.8	6.6	9.1	8.0		
LV	02-09	-53.7	5.7	02-07	30.2	11.3	14.3	12.2	7.9	5.5	8.5	11.8	15.5	5.9	2.0	-2.1	-4.0		
LT	11-09	-86.1	5.5	12-06	55.7	2.9	3.5	8.9	13.5	14.1	16.8	25.6	24.5	9.9	11.8	8.7	7.9		
LU	:	:	:	:	:	:	:	:	:	:	:	:	:	:	:	:	:	:	
HU	02-09	-48.8	-1.9	01-14	27.7	15.8	12.2	11.2	19.3	15.9	21.6	14.0	12.1	14.7	11.7	7.2	13.0		
MT	11-12	-23.9	0.8	03-19	45.4	-1.7	6.3	4.8	4.0	-0.5	8.9	-18.5	10.5	1.6	45.4	-8.5	-5.9		
NL	07-09	-25.2	5.5	08-99	29.0	10.4	8.5	7.1	10.3	9.8	6.9	8.7	9.4	11.9	10.2	9.4	8.5		
AT	03-03	-39.1	-18.8	10-10	6.3	-11.0	-12.0	-14.5	-14.0	-7.5	-13.5	-12.4	-11.9	-10.8	-12.2	-10.7	-21.4		
PL	02-02	-24.3	-1.7	06-08	18.4	6.3	6.5	5.3	8.2	8.4	8.5	10.0	3.6	3.4	2.7	2.8	0.9		
PT	10-12	-42.6	-4.4	11-98	28.8	1.2	-0.3	1.9	0.8	3.1	0.7	2.1	0.7	3.1	0.3	0.2	0.5		
RO	01-10	-25.7	13.3	03-97	80.5	7.2	0.4	10.1	21.7	25.7	12.7	11.2	16.2	13.9	10.4	9.0	3.2		
SI	03-09	-47.0	10.1	11-16	43.4	1.6	8.9	7.7	10.9	8.1	-2.6	0.1	2.3	-0.4	-1.6	-5.0	7.8		
SK	03-96	-18.8	33.3	01-02	79.8	37.1	30.5	26.0	26.1	31.6	26.3	39.0	30.6	26.9	35.5	31.0	29.9		
FI	06-15	-54.0	-8.6	09-07	21.3	20.2	8.9	19.3	9.4	12.6	3.2	2.0	-4.6	1.6	-5.1	-4.5	-5.5		
SE	01-09	-49.8	12.9	04-10	60.1	20.7	13.4	24.5	10.8	16.7	21.8	27.0	10.4	15.5	22.3	14.8	17.6		
UK	01-09	-65.7	6.7	12-01	44.4	13.4	11.7	0.6	-4.4	12.4	11.0	-13.5	19.4	16.8	-6.2	8.4	-32.9		
EMPLOYMENT EXPECTATIONS (Question 5)	EU	03-09	-17.9	-2.0	05-00	7.2	6.3	4.2	4.8	3.5	-0.1	1.6	1.2	0.5	0.6	-0.6	2.1	-1.2	
	EA	04-09	-15.2	-2.8	03-91	7.9	4.7	6.5	4.0	5.6	3.4	4.1	2.8	3.5	2.5	3.1	3.0	3.0	
	BE	04-09	-17.2	2.0	01-07	16.4	-9.0	-2.7	-5.4	-7.3	-4.6	2.7	5.2	4.9	-4.5	-2.6	0.6	-1.3	
BG	04-98	-44.6	-3.7	05-16	18.3	7.3	7.3	7.2	11.4	11.5	8.2	10.1	9.7	7.4	6.7	10.9	11.2		
CZ	01-95	-40.7	7.1	02-08	37.3	29.3	28.0	28.3	18.3	20.0	18.2	18.1	18.6	11.7	16.6	13.5	13.7		
DK	01-12	-17.1	1.7	08-14	15.2	6.4	6.7	1.0	4.1	6.4	5.2	7.0	5.0	4.0	4.2	4.1	-1.8		
DE	12-02	-33.6	-7.7	03-91	10.4	2.1	2.7	1.0	1.0	-0.4	0.3	-0.6	-1.0	-2.9	-0.9	-0.6	-1.2		
EE	03-0																		

TABLE 5 (continued): Monthly survey of retail trade (s.a.)

	Since 1990 (*)						2018						2019					
	Min.		Ave.	Max.		Jun	Jul	Aug	Sep	Oct	Nov	Dec	Jan	Feb	Mar	Apr	May	
	Date	Value		Date	Value													
SELLING-PRICE	EU	11-14	-2.5	9.7	03-11	26.7	11.3	12.9	14.0	15.9	12.2	15.1	16.1	13.0	17.5	15.0	12.0	15.7
EXPECTATIONS	EA	03-09	-8.7	5.8	11-07	21.5	7.0	7.1	8.0	7.4	9.0	7.4	9.2	8.8	8.1	7.8	8.3	6.9
(Question 6)	BE	08-09	-13.2	5.3	04-11	26.4	11.8	10.5	6.9	1.7	9.1	5.5	4.3	4.9	5.1	8.7	11.2	2.2
	BG	11-09	-9.2	10.5	07-08	45.8	9.5	7.7	10.7	10.2	12.5	9.3	9.1	10.8	11.4	13.1	13.6	8.4
	CZ	01-15	-11.9	3.7	01-04	22.5	9.4	9.5	8.4	7.6	11.1	10.3	14.0	17.3	11.0	11.8	11.3	9.1
	DK	02-13	-12.5	0.1	02-11	24.2	-0.2	0.2	-1.4	-1.9	-1.1	1.0	-1.0	2.2	0.4	0.7	-1.6	-2.4
	DE	11-09	-5.6	12.0	07-91	41.0	14.1	14.2	18.2	16.4	19.4	17.6	18.6	15.8	14.0	16.8	17.1	13.0
	EE	03-09	-35.9	28.9	04-11	54.9	41.8	50.9	45.2	48.2	46.4	45.9	49.0	45.3	40.8	41.6	44.5	35.5
	IE	07-09	-51.4	7.4	11-07	39.0	15.8	23.6	19.8	14.4	14.2	16.7	9.8	28.6	23.0	19.2	14.5	9.2
	EL	06-12	-35.2	-0.8	05-08	33.6	-4.7	3.2	5.9	0.4	6.5	-2.5	-1.6	2.6	-1.2	5.3	1.9	-0.7
	ES	02-09	-18.6	4.8	01-05	28.7	0.9	2.2	2.5	6.2	6.0	7.4	8.7	6.5	10.8	5.5	6.1	7.2
	FR	03-09	-29.4	-2.6	09-95	15.5	-3.1	-0.6	-1.6	0.2	-1.9	-3.3	2.2	-2.7	0.4	0.9	3.3	1.6
	HR	02-14	-13.2	1.2	06-08	31.6	11.2	8.0	6.2	1.0	8.8	-5.4	-8.8	-3.6	4.9	10.7	7.1	10.3
	IT	08-05	-14.5	7.8	06-08	33.1	8.3	4.7	5.2	3.0	4.7	2.1	-1.3	6.0	2.3	2.6	1.7	3.0
	CY	04-13	-27.7	3.9	07-08	34.3	3.2	4.3	7.7	3.9	6.5	2.0	4.4	5.6	7.9	1.7	6.1	3.8
	LV	01-10	-22.5	20.5	05-04	55.7	17.0	15.8	14.3	16.3	16.0	16.0	11.9	11.8	8.3	11.0	12.0	9.8
	LT	07-09	-46.5	8.5	04-11	61.7	9.7	4.9	3.5	8.6	11.8	14.8	3.4	2.9	0.3	2.6	6.4	5.8
	LU	:	:	:	:	:	:	:	:	:	:	:	:	:	:	:	:	:
	HU	03-10	3.6	38.8	05-96	81.3	32.1	39.6	32.8	31.1	29.5	33.3	37.4	28.6	26.7	27.5	27.4	25.4
	MT	02-19	-32.9	5.7	04-15	33.7	8.1	3.0	4.2	8.2	23.1	-7.0	12.1	-2.2	-32.9	-6.6	-18.3	-15.6
	NL	11-10	-18.7	5.8	10-12	26.2	3.5	4.2	2.9	1.4	5.2	6.6	18.4	23.9	13.6	10.2	4.6	6.1
	AT	09-09	-1.0	13.8	02-08	34.1	17.5	13.9	21.2	17.2	19.2	16.6	21.6	11.7	17.6	-0.2	8.8	16.3
	PL	07-02	-7.0	14.0	03-09	39.4	12.7	12.5	11.3	13.0	13.4	13.5	12.9	14.4	11.3	11.1	13.3	15.6
	PT	07-03	-21.5	3.8	07-05	25.3	2.0	1.7	5.0	2.2	3.9	3.1	2.6	4.7	2.2	2.2	0.9	2.2
	RO	01-16	-14.9	24.9	10-04	56.0	26.1	26.4	17.7	26.9	21.2	13.0	20.9	26.9	30.9	22.0	19.1	28.5
	SI	03-09	-32.6	9.5	02-08	40.2	-4.8	13.2	6.3	7.2	6.8	37.3	-22.7	12.0	-17.8	9.2	13.0	1.4
	SK	07-09	-36.9	15.7	11-02	73.9	28.6	19.8	18.2	20.3	21.1	22.9	26.7	27.6	21.3	24.5	27.1	29.9
	FI	03-15	-48.9	4.6	07-11	59.6	19.6	15.3	3.0	10.9	19.9	8.3	25.9	14.6	23.5	10.4	12.2	7.6
	SE	07-05	-10.3	13.9	11-18	38.8	25.4	32.8	27.1	33.3	29.7	38.8	32.1	38.5	32.3	32.4	27.3	34.5
	UK	05-15	-17.3	24.1	01-11	66.9	25.7	33.0	37.7	49.7	21.7	44.4	43.5	25.5	55.8	43.3	24.6	49.6

(a) The indicator is the arithmetic average of the balances (%) for the present and the future business situation, and for stocks – with inverted sign.

(b) United Kingdom: refers to the volume of sales for the time of the year.

(*) Minimum, maximum and averages are calculated over the period of availability which is not necessarily as from 01/1990.

TABLE 6: Monthly survey of construction industry (s.a.) ^(a)

		Since 1990 ^(*)			2018								2019					
		Min.		Ave.	Max.		Jun	Jul	Aug	Sep	Oct	Nov	Dec	Jan	Feb	Mar	Apr	May
		Date	Value		Date	Value												
CONSTRUCTION CONFIDENCE INDICATOR ^(a)	EU	06-93	-44.1	-17.6	11-18	6.6	4.0	3.3	4.2	5.3	5.7	6.6	5.1	5.4	4.5	3.7	2.4	2.3
	EA	09-93	-45.3	-16.8	01-19	8.4	5.4	5.2	6.2	8.3	8.0	8.3	7.3	8.4	6.6	7.5	6.5	4.1
	BE	11-95	-35.1	-9.9	02-90	9.7	0.0	2.0	1.6	1.9	3.3	1.7	-0.6	-1.6	-1.0	-1.5	-3.5	-1.6
	BG	10-09	-56.0	-23.8	11-07	23.9	-10.1	-10.3	-9.0	-9.6	-8.1	-6.2	-6.8	-7.6	-6.9	-8.4	-10.0	-10.4
	CZ	02-99	-54.9	-19.8	01-19	5.4	-5.4	-4.9	-3.2	-2.7	-1.4	0.9	2.9	5.4	0.8	5.2	3.2	3.9
	DK	10-09	-50.0	-9.4	11-06	24.2	-1.8	-0.1	-0.9	-0.5	-1.5	0.6	-1.6	-1.3	-3.0	-3.7	-4.5	-4.5
	DE	12-02	-55.7	-23.6	11-18	22.6	15.0	19.0	17.6	18.0	21.7	22.6	20.9	19.8	18.9	18.4	18.2	17.5
	EE	04-09	-76.0	-1.1	05-06	48.8	11.5	12.3	9.5	12.5	16.4	10.6	7.9	5.5	6.4	3.9	-1.0	-4.3
	IE	04-08	-69.5	2.5	06-97	56.9	22.7	34.2	36.5	35.9	34.6	37.7	41.0	37.5	36.1	24.2	36.8	31.8
	EL	08-11	-77.4	-24.5	04-00	32.5	-47.8	-45.8	-45.1	-54.5	-51.4	-43.1	-53.1	-51.3	-61.3	-48.0	-49.5	-53.6
	ES	08-13	-69.3	-13.7	12-98	39.5	-1.4	-17.3	-10.2	2.5	2.2	-0.2	-6.9	6.5	-7.2	-1.1	-7.5	-22.8
	FR	01-93	-62.3	-14.6	10-00	44.9	6.4	8.2	8.4	9.3	4.7	8.2	9.7	6.2	11.4	10.6	11.6	12.1
	HR	03-10	-49.2	-19.9	03-19	21.3	13.9	11.0	11.7	13.9	13.8	13.2	14.9	17.1	18.6	21.3	15.1	15.7
	IT	09-93	-75.4	-22.0	04-90	13.4	-12.7	-9.9	-8.8	-11.1	-9.3	-12.4	-10.7	-6.9	-9.5	-6.9	-7.2	-4.7
	CY	04-13	-72.7	-24.1	12-03	36.5	-14.5	-10.8	-10.9	-11.1	-7.7	-13.3	-11.3	-10.6	-11.0	-9.1	-9.6	1.1
	LV	07-09	-79.4	-23.7	01-07	19.2	-0.5	-1.1	-0.6	0.7	0.0	-0.8	0.6	-1.0	-2.1	1.8	-0.5	-2.6
	LT	05-09	-92.9	-31.6	01-07	13.4	-11.2	-9.0	-13.2	-12.4	-10.7	-13.2	-12.0	-10.8	-8.7	-13.4	-12.4	-11.7
	LU	03-94	-70.9	-17.6	09-17	40.8	16.1	16.2	16.8	17.8	15.0	14.0	17.2	14.3	12.0	11.4	13.2	21.0
	HU	04-09	-56.0	-14.3	11-18	33.3	29.0	30.6	32.0	25.9	29.4	33.3	31.2	25.8	29.7	26.3	21.1	21.2
	MT	03-09	-53.4	-13.9	05-18	37.9	25.3	29.1	21.5	11.8	3.1	2.8	16.5	32.5	37.6	32.3	21.7	10.5
	NL	12-12	-47.7	-3.2	12-17	41.8	31.4	34.0	32.5	35.1	34.1	29.5	29.8	29.7	28.5	28.4	29.6	23.4
	AT	04-96	-56.4	-14.6	09-18	19.6	8.1	17.6	15.4	19.6	15.2	15.9	16.8	10.4	13.5	13.5	12.9	14.4
	PL	02-02	-67.9	-30.8	02-08	-0.7	-7.3	-8.4	-8.7	-8.3	-8.4	-7.3	-6.4	-6.5	-7.1	-7.8	-8.6	-10.2
	PT	10-12	-70.2	-29.4	12-97	1.9	-7.5	-9.9	-12.9	-12.4	-7.6	-7.3	-5.2	-10.3	-5.4	-12.2	-9.7	-11.7
	RO	09-99	-60.4	-14.1	06-96	34.6	-12.3	-11.7	-9.4	-8.4	-8.0	-6.7	-6.6	-7.9	-6.5	-6.2	-6.1	-4.5
	SI	03-10	-63.9	-8.6	03-07	27.8	27.4	23.4	22.1	17.6	18.7	25.9	16.3	13.6	17.7	16.6	12.4	12.3
	SK	07-99	-86.1	-24.9	03-97	17.5	0.5	-2.5	-2.6	-11.4	-10.2	-6.9	-7.4	-10.3	-11.0	-13.7	-16.6	-21.5
FI	09-91	-108.6	-16.9	06-98	36.5	6.7	-2.9	13.1	14.5	2.4	13.7	11.2	17.4	8.9	10.4	5.2	6.8	
SE	12-93	-82.9	-18.4	08-07	47.6	23.1	19.1	22.8	15.8	14.0	5.5	11.0	7.8	16.1	8.8	2.4	2.5	
UK	06-91	-79.3	-19.6	10-17	10.7	0.5	-1.9	-2.4	-2.6	0.7	5.7	-0.1	-3.4	-3.1	-10.8	-13.1	-2.5	
ORDER BOOKS (Question 3)	EU	08-93	-56.4	-26.6	03-90	0.4	-3.0	-3.0	-3.1	-0.9	-2.1	-1.6	-1.1	0.1	-2.5	-1.3	-2.3	-0.6
	EA	08-93	-56.5	-24.4	04-19	5.0	-0.4	0.3	0.7	4.1	2.3	1.1	4.0	3.3	1.7	3.7	5.0	3.7
	BE	01-96	-47.2	-18.4	03-07	3.5	-6.2	-4.8	-4.6	-4.7	-2.6	-4.2	-5.1	-5.5	-3.1	-4.5	-7.6	-3.5
	BG	03-12	-82.2	-43.2	10-07	0.8	-29.8	-29.1	-30.4	-30.0	-28.2	-26.0	-24.4	-27.6	-23.3	-24.1	-26.9	-26.9
	CZ	10-13	-70.7	-27.7	12-02	10.9	-14.7	-15.0	-14.4	-14.9	-12.5	-9.5	-9.5	-5.1	-7.2	-0.3	-5.2	-2.1
	DK	01-10	-66.0	-14.8	07-06	33.4	-9.0	-8.5	-10.9	-11.9	-12.6	-12.3	-14.6	-12.6	-12.1	-11.4	-12.4	-11.3
	DE	07-02	-66.7	-32.0	11-18	26.0	20.8	25.4	24.4	24.1	25.9	26.0	24.2	23.3	20.2	20.8	24.1	21.4
	EE	07-09	-82.8	-9.7	04-06	59.1	6.0	10.6	7.3	4.8	7.0	5.8	4.8	-1.0	3.3	0.7	-3.9	-12.8
	IE	04-08	-57.2	5.4	06-97	75.8	17.0	39.0	31.8	35.9	40.4	36.6	41.0	34.5	30.5	19.1	33.6	39.8
	EL	11-11	-98.6	-45.6	04-00	16.0	-56.0	-62.7	-65.3	-58.3	-59.5	-63.0	-72.8	-67.6	-76.8	-69.6	-73.5	-73.2
	ES	08-13	-72.9	-13.2	11-05	54.2	-21.4	-31.9	-31.3	-5.6	-16.1	-23.3	-10.0	-10.0	-21.1	-10.8	-6.6	-15.4
	FR	07-93	-71.3	-23.0	10-00	50.9	-3.3	-1.6	-1.6	-1.5	-4.9	-1.9	1.7	0.7	4.2	5.6	6.0	7.4
	HR	03-10	-64.4	-36.6	05-19	5.6	-0.4	-2.2	-3.2	2.4	-0.3	-1.7	-2.0	3.0	1.3	4.6	4.5	5.6
	IT	01-94	-94.5	-35.5	04-90	6.5	-24.0	-18.7	-19.1	-21.1	-17.3	-21.4	-18.6	-17.6	-17.3	-16.7	-17.2	-14.5
	CY	08-13	-94.1	-42.8	12-03	43.0	-33.6	-37.3	-33.4	-34.1	-26.3	-35.2	-29.8	-26.7	-33.7	-28.8	-28.4	-14.1
	LV	09-09	-92.3	-42.3	01-07	8.5	-8.0	-8.5	-11.4	-7.0	-11.8	-9.4	-8.2	-9.2	-10.0	-8.6	-9.2	-9.1
	LT	09-09	-102.9	-52.8	03-07	1.2	-32.7	-26.6	-30.3	-28.3	-31.7	-35.4	-34.4	-35.0	-32.4	-34.5	-30.1	-27.4
	LU	08-93	-70.1	-20.2	09-17	33.4	16.7	14.0	13.8	5.6	8.9	7.8	13.4	9.9	7.8	9.6	11.8	16.9
	HU	05-09	-69.2	-24.1	08-18	40.0	35.2	34.9	40.0	36.1	37.4	40.0	33.3	33.9	38.5	32.8	29.6	29.8
	MT	10-13	-72.6	-28.4	01-19	39.4	18.2	23.2	20.0	6.9	-2.9	4.5	9.2	39.4	29.6	26.2	9.3	0.1
	NL	03-13	-56.7	-8.4	05-18	41.4	35.2	37.6	37.9	37.8	36.9	33.4	32.6	33.2	31.9	33.1	33.2	28.5
	AT	04-96	-59.1	-21.7	08-18	19.8	12.3	16.1	19.8	18.3	15.9	12.5	16.3	9.4	15.7	18.2	16.2	18.3
	PL	10-02	-86.4	-51.6	04-19	-16.7	-18.2	-19.1	-20.1	-19.6	-20.4	-20.1	-19.3	-18.0	-17.4	-17.0	-16.7	-18.5
	PT	10-12	-82.8	-44.8	12-97	-4.9	-18.0	-23.4	-25.7	-23.2	-22.6	-21.0	-15.9	-22.6	-15.4	-18.6	-19.6	-18.9
	RO	09-99	-89.1	-22.0	03-98	63.2	-20.5	-19.0	-17.7	-17.2	-16.9	-13.7	-17.5	-17.9	-13.2	-12.3	-13.2	-13.0
	SI	07-10	-79.1	-13.5	08-04	31.7	24.7	21.4	15.7	10.0	14.9	18.8	8.9	20.7	11.6	11.7	7.3	6.1
	SK	03-94	-92.8	-39.5	04-18	-1.2	-4.8	-4.9	-3.0	-15.5	-19.6	-22.4	-21.9	-21.1	-24.8	-24.0	-28.6	-33.5
FI	12-91	-126.7	-26.6	11-07	27.8	7.9	-4.9	15.6	13.9	-2.6	12.0	14.2	23.5	13.7	10.5	9.4	12.6	
SE	05-97	-97.4	-30.6	05-07	43.3	26.2	24.6	20.4	16.1	12.9	7.4	8.9	7.0	17.8	9.3	3.5	-0.9	
UK	06-91	-86.6	-33.5	10-17	1.7	-11.9	-14.4	-15.6	-15.9	-14.2	-6.5	-15.0	-7.5	-20.2	-20.8	-31.8	-13.9	
EMPLOYMENT EXPECTATIONS (Question 4)	EU	10-92	-34.9	-8.5	11-18	14.8	11.0	9.6	11.4	11.6	13.4	14.8	11.3	10.8	11.4	8.7	7.1	5.1
	EA	12-96	-36.3	-9.2	11-18	15.5	11.2	10.0	11.7	12.5	13.8	15.5	10.5	13.4	11.5	11.3	8.1	4.5
	BE	11-95	-25.1	-1.4	02-90	20.8	6.1	8.8	7.8	8.5	9.2	7.7	4.0	2.4	1.2	1.6	0.5	0.2
	BG	10-09	-49.3	-4.3	12-07	49.7	9.6	8.6	12.5	10.7	12.0	13.5	10.7	12.5	9.4	7.4	7.0	6.1
	CZ	03-99	-53.1	-11.9	01-96	19.7	3.9	5.2	8.0	9.6	9.7	11.4	15.3	15.8	8.8	10.8	11.5	10.0
	DK	03-09	-38.0	-3.9	03-98	42.0	5.3	8.3	9.1	10.9	9.6	13.6	11.3	9.9	6.2	4.0	3.4	2.4
	DE	01-96																

TABLE 6 (continued) : Monthly survey of construction industry (s.a.)

		Since 1990 (*)			2018								2019					
		Min.		Ave.	Max.		Jun	Jul	Aug	Sep	Oct	Nov	Dec	Jan	Feb	Mar	Apr	May
		Date	Value		Date	Value												
TREND OF ACTIVITY COMPARED WITH PRECEDING MONTHS (Question 1)	EU	06-09	-32.4	-5.5	02-07	16.7	6.4	6.5	5.3	6.8	7.3	6.2	4.5	8.6	9.0	9.9	6.3	5.0
	EA	06-09	-34.5	-6.5	09-06	16.1	8.1	7.1	8.5	9.1	8.2	6.5	3.9	9.9	9.5	11.8	10.6	7.3
	BE	03-96	-25.3	-3.1	02-90	12.9	3.4	7.8	5.5	3.0	6.5	5.3	6.8	7.2	0.1	4.5	2.4	3.5
	BG	10-00	-51.3	-8.4	12-05	28.2	1.3	-0.7	0.7	1.0	0.9	-1.4	2.0	0.4	8.8	3.3	1.3	6.3
	CZ	01-14	-11.1	25.5	01-05	78.4	36.6	35.4	45.0	44.7	36.7	39.0	41.3	38.1	40.7	48.9	45.9	43.8
	DK	03-10	-46.0	-2.2	02-07	21.0	15.7	12.5	8.3	11.7	4.3	5.1	8.7	5.3	9.3	7.7	9.3	4.0
	DE	03-05	-45.3	-11.8	03-91	37.1	6.7	7.6	10.4	9.1	8.2	10.6	11.0	17.8	18.3	15.1	9.6	5.6
	EE	06-09	-50.5	12.2	06-02	87.1	22.0	29.8	19.2	20.9	24.9	24.2	26.2	25.7	18.1	16.9	8.5	6.0
	IE	03-09	-48.9	9.2	08-18	63.8	31.1	46.3	63.8	49.5	47.0	47.1	45.7	49.0	36.9	30.9	37.8	37.4
	EL	08-11	-73.7	-7.1	06-98	60.6	-44.3	-20.2	-31.1	-44.7	-26.1	-29.1	-33.3	-43.1	-30.4	-23.7	-9.2	-18.7
	ES	07-97	-50.7	-1.6	06-99	47.8	10.1	-12.3	-4.5	10.8	-1.7	-8.7	-30.2	3.5	-5.5	9.6	8.4	1.2
	FR	01-93	-65.8	-5.0	04-00	51.3	10.3	15.1	14.9	11.1	11.3	11.2	14.2	10.3	14.7	16.5	16.7	11.9
	HR	01-10	-54.1	-6.9	03-19	37.8	23.9	18.6	18.9	20.5	20.1	24.0	19.5	18.0	33.0	37.8	24.8	19.3
	IT	02-93	-56.7	-14.3	06-04	19.4	-3.6	-0.5	-2.9	-2.9	1.8	-2.0	-2.0	0.4	-1.0	-4.5	-1.4	-1.4
	CY	04-13	-77.6	-20.0	09-02	63.6	-2.5	3.4	9.8	15.5	9.0	3.3	5.7	10.8	17.7	12.6	12.2	16.9
	LV	07-09	-74.3	-4.4	06-02	41.9	10.2	12.3	6.7	6.4	8.0	13.8	10.4	12.4	12.2	11.8	5.9	8.7
	LT	06-09	-85.7	-1.1	06-02	81.1	7.4	5.9	7.9	12.0	9.2	9.4	5.9	12.2	12.5	16.1	12.1	15.8
	LU	08-99	-78.6	-18.6	09-99	49.4	5.1	4.6	5.3	-0.4	0.6	-1.5	-0.7	1.8	1.4	8.4	7.1	2.5
	HU	05-09	-54.5	-11.2	06-18	33.6	33.6	30.6	29.8	21.0	29.6	28.1	28.9	29.2	30.7	28.1	25.2	26.2
	MT	04-09	-54.2	0.9	05-15	49.8	49.7	34.1	32.3	25.9	17.6	27.9	11.2	33.3	34.9	30.7	30.9	6.1
	NL	03-10	-47.4	-0.8	03-97	36.5	23.9	24.7	25.3	27.8	32.0	26.4	24.0	26.6	25.9	33.5	25.0	24.4
	AT	04-96	-83.7	2.7	01-04	30.2	21.6	27.3	24.1	18.8	21.0	20.7	13.4	11.9	12.3	23.5	22.6	20.8
	PL	03-04	-26.9	3.3	01-05	45.3	4.7	2.4	3.0	2.3	2.0	2.8	4.9	5.8	8.3	8.4	5.3	2.2
	PT	05-12	-66.8	-15.6	05-97	26.1	0.8	-7.3	-3.9	-2.0	-0.7	-7.4	-2.8	-8.2	-3.3	0.5	-1.8	1.6
	RO	06-99	-103.5	4.4	04-02	98.8	-3.3	-2.6	-0.8	1.0	3.6	3.7	-1.5	-3.4	0.3	4.8	7.9	5.6
	SI	10-09	-65.6	1.5	03-07	48.1	32.5	31.4	25.6	14.8	23.0	24.0	20.9	35.8	26.1	29.8	17.8	15.8
	SK	06-99	-43.4	9.6	12-04	56.6	37.2	32.0	33.9	26.0	16.0	11.3	4.9	11.7	8.3	10.5	36.0	9.4
	FI	09-91	-99.7	-2.8	06-98	47.1	-2.1	1.6	5.8	4.7	-1.4	-0.4	13.0	7.0	19.8	10.5	11.8	18.5
	SE	12-91	-66.7	0.2	12-10	61.8	0.7	5.6	3.6	-1.0	3.4	-3.1	-4.7	-5.6	0.3	-3.4	-8.7	-5.1
	UK	06-91	-68.2	-5.5	01-14	22.9	-2.6	2.3	-10.4	-4.1	3.4	4.5	4.4	2.5	4.8	1.6	-15.7	-7.9
	PRICE EXPECTATIONS (Question 5)	EU	05-09	-33.7	2.9	05-90	30.6	15.5	14.3	14.4	16.1	14.9	14.0	15.2	14.1	15.0	10.2	9.8
EA		05-09	-33.2	-0.2	05-90	42.2	12.3	12.3	13.1	12.0	13.0	12.4	13.6	12.9	12.4	8.9	7.8	6.7
BE		01-96	-20.0	-0.9	01-90	32.5	4.9	4.1	3.5	4.1	4.7	3.7	4.8	2.3	1.0	2.9	2.0	-0.1
BG		10-09	-18.1	22.5	01-95	91.3	2.1	3.8	5.9	3.3	5.6	5.7	6.5	4.9	4.6	4.3	4.9	3.1
CZ		07-13	-32.8	21.2	02-95	81.6	22.2	21.4	21.4	20.7	20.4	19.2	19.3	22.4	21.5	24.8	20.9	32.7
DK		02-09	-53.1	-13.1	02-06	8.3	-2.0	-1.3	-3.4	-2.1	-2.8	-2.6	0.2	-2.6	-4.2	-10.1	-6.1	-5.9
DE		03-96	-43.2	-9.2	02-90	44.7	15.2	18.2	19.8	20.0	20.0	25.1	25.8	22.7	19.2	17.8	8.3	9.1
EE		02-09	-59.8	24.8	04-94	88.3	37.5	43.6	42.6	33.8	43.1	33.8	33.0	22.2	17.2	14.2	11.5	13.4
IE		05-09	-98.7	20.8	03-00	89.8	40.1	46.2	41.4	51.2	48.4	42.1	49.3	57.2	47.7	52.1	52.8	47.0
EL		12-11	-47.8	-6.2	06-95	35.3	-16.9	-22.3	-23.0	-42.2	-29.4	-23.8	-14.8	-27.2	-19.7	-20.4	-18.6	-27.2
ES		04-14	-44.7	6.1	08-99	75.5	6.1	-2.1	4.9	1.1	9.2	4.5	4.8	15.4	11.6	6.5	9.3	6.5
FR		06-09	-55.7	-18.2	04-07	12.7	5.6	7.8	6.2	6.7	4.7	3.9	4.5	3.9	7.1	2.2	3.0	3.7
HR		07-10	-27.3	-0.8	06-08	48.5	25.7	27.0	24.0	21.9	26.9	21.4	22.0	26.4	24.1	28.2	26.8	23.0
IT		05-09	-20.7	5.4	05-90	60.6	-1.2	-1.2	-1.2	-1.7	-0.5	-2.1	-2.1	-2.5	-2.9	-4.0	-1.5	-1.3
CY		05-13	-62.3	-4.0	06-04	75.5	15.0	10.7	14.2	23.5	11.2	4.8	14.8	7.6	18.8	17.1	21.0	18.5
LV		05-09	-55.8	21.8	02-07	75.0	27.2	25.2	23.8	23.7	25.4	23.8	20.5	26.5	25.5	24.0	22.8	24.8
LT		03-09	-70.5	24.0	01-95	89.1	21.9	24.0	21.5	18.3	16.6	21.9	21.5	17.4	14.0	19.3	17.9	17.6
LU		05-93	-68.3	-27.3	11-00	24.8	-15.0	-16.5	-12.7	-6.6	-13.7	-13.0	-13.3	-15.2	-10.3	-10.3	-12.9	-9.8
HU		03-10	-22.6	4.8	02-19	45.0	39.9	36.0	36.3	31.4	39.5	42.9	41.4	35.7	45.0	41.9	38.4	40.0
MT		08-13	-30.2	4.7	05-08	58.1	30.1	22.0	29.8	13.8	6.9	9.7	14.6	17.2	26.3	36.4	26.7	11.2
NL		07-09	-22.5	22.9	03-18	77.0	62.7	65.7	62.6	59.9	60.5	50.6	58.5	52.0	53.1	45.5	48.0	38.3
AT		02-96	-59.6	-3.9	11-03	32.9	22.1	26.2	20.4	23.7	25.2	26.2	25.9	20.6	26.3	17.4	15.7	17.7
PL		03-02	-27.5	7.7	06-07	47.0	11.5	11.0	11.7	10.9	11.0	10.9	14.1	16.0	13.1	12.6	11.5	9.0
PT		08-12	-44.3	-9.6	06-90	45.8	2.1	-0.9	1.1	-1.9	0.8	0.2	0.7	1.1	1.5	-3.4	-2.4	1.3
RO		03-10	-8.0	42.3	11-93	97.2	12.9	12.2	15.2	12.5	11.5	13.7	15.5	17.6	22.3	20.3	21.9	20.3
SI		01-10	-44.1	-2.6	02-08	25.4	16.0	11.1	13.2	10.1	12.1	11.5	3.9	-2.0	10.1	7.8	8.5	9.1
SK		02-13	-30.2	32.0	06-97	93.3	16.9	18.9	17.2	3.0	6.7	12.8	14.2	15.2	17.4	-1.2	-2.9	-9.5
FI		04-09	-83.4	1.5	05-97	57.4	14.9	2.4	9.3	6.5	-5.0	-8.7	-6.6	-5.1	-9.7	-16.2	-10.9	-18.1
SE		06-91	-75.3	-6.2	02-11	63.7	-2.6	-2.1	-0.8	-3.7	1.0	-8.0	-2.2	-11.1	-6.6	-11.8	-20.3	-10.9
UK		12-90	-56.0	14.8	01-17	44.5	33.5	26.7	24.0	38.8	26.2	25.3	24.8	23.8	32.0	18.7	22.7	26.0

(a) The indicator is the arithmetic average of the balances (%) for the questions on order-books and employment expectations.

(*) Minimum, maximum and averages are calculated over the period of availability which is not necessarily as from 01/1990.

TABLE 7: Monthly survey of financial services sector ^(a)

		Since 04/2006			2018								2019					
		Min.		Ave.	Max.		Jun	Jul	Aug	Sep	Oct	Nov	Dec	Jan	Feb	Mar	Apr	May
		Date	Value		Date	Value												
FINANCIAL SERVICES	EU	01-09	-20.0	14.3	04-06	43.3	19.0	20.6	16.9	14.2	14.0	10.1	10.9	7.4	5.9	19.2	12.2	15.9
CONFIDENCE INDICATOR ^(b)	EA	01-09	-21.8	12.6	04-06	42.6	18.9	19.1	18.6	12.6	14.9	11.5	13.7	10.6	10.6	19.8	12.1	15.0
ASSESSMENT OF BUSINESS SITUATION	EU	02-09	-31.6	11.5	04-06	38.6	15.6	19.7	13.0	15.5	12.1	5.9	9.3	1.1	1.9	16.4	8.4	16.2
OVER THE PAST 3 MONTHS ^(c)	EA	03-09	-30.1	10.1	04-06	39.6	14.1	18.4	16.7	13.2	12.1	8.3	12.0	7.6	9.1	20.2	8.3	15.5
EVOLUTION OF DEMAND	EU	03-09	-24.9	13.1	04-06	41.6	18.7	23.0	19.4	12.2	14.4	10.7	12.7	10.7	5.1	19.5	7.9	13.4
OVER THE PAST 3 MONTHS ^(c)	EA	03-09	-25.3	11.7	04-06	40.3	18.7	22.5	21.1	10.1	15.8	13.4	17.8	18.0	14.1	21.1	8.4	12.7
EVOLUTION OF DEMAND EXPECTED	EU	01-09	-18.2	18.3	04-06	49.5	22.8	19.3	18.2	15.0	15.5	13.7	10.7	10.4	10.7	21.7	20.3	18.0
OVER THE NEXT 3 MONTHS ^(c)	EA	01-09	-19.9	16.0	04-06	47.8	23.8	16.5	17.9	14.4	16.8	12.7	11.3	6.2	8.5	18.2	19.6	16.9
EVOLUTION OF EMPLOYMENT	EU	02-09	-11.2	6.4	01-07	23.3	11.4	13.7	9.0	12.3	13.6	13.4	14.5	1.3	3.9	13.3	7.9	4.3
OVER THE PAST 3 MONTHS	EA	03-13	-12.4	4.4	09-08	25.7	9.5	9.1	8.5	8.1	12.0	13.9	7.5	0.2	2.8	13.2	7.6	4.5
EVOLUTION OF EMPLOYMENT	EU	01-09	-11.8	8.1	04-06	30.0	9.6	15.0	13.4	16.1	10.0	10.2	8.5	9.3	8.2	5.3	13.6	11.3
EXPECTED OVER THE NEXT 3 MONTHS	EA	12-12	-12.4	5.3	04-06	29.5	7.9	14.5	12.3	11.4	8.3	5.4	6.0	10.3	10.0	10.7	13.9	10.9

(a) Data are not seasonally adjusted.

(b) The confidence indicator is the arithmetic average of the balances (%) for the questions on business situation and past and expected evolution of demand.

(c) Component of the confidence indicator.

Information

The Directorate-General Financial and Economic Affairs (DG ECFIN) of the European Commission publishes the Business and Consumer Survey Results every month. The issues of January, April, July and October also include the quarterly survey results for the manufacturing industry and consumers. The April and November issues also include the investment survey results.

The data of the surveys is processed by DG ECFIN's Unit Economic situation, forecasts, business and consumer surveys (A3), Sector Business and consumer surveys and short-term forecast.

© European Union, 2019

Reproduction is authorised provided the source is acknowledged

To obtain additional information regarding these survey results you can contact DG ECFIN at the following addresses:

Mail: European Commission
DG ECFIN / Unit A3
200, Rue de La Loi
B-1049 Brussels

Email: ECFIN-BCS-MAIL@ec.europa.eu

Website: http://ec.europa.eu/economy_finance/db_indicators/surveys/index_en.htm

Upcoming releases: Flash Consumer Confidence Indicator 20 June 2019
Economic Sentiment Indicator 27 June 2019
Business Climate Indicator for the euro area 27 June 2019